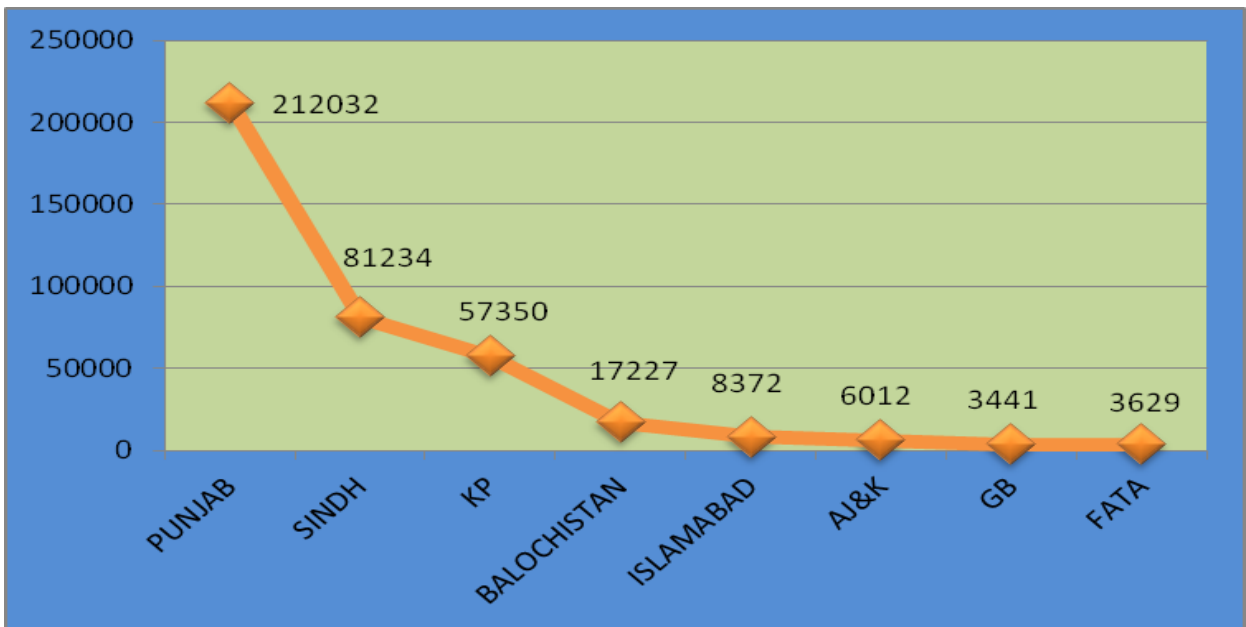




**ANNUAL STATISTICAL BULLETIN OF EMPLOYEES
OF AUTONOMOUS / SEMI-AUTONOMOUS
BODIES / CORPORATIONS UNDER
THE FEDERAL GOVERNMENT FOR
(2019-2020)**



**PAKISTAN PUBLIC ADMINISTRATION RESEARCH CENTRE
ESTABLISHMENT DIVISION
GOVERNMENT OF PAKISTAN
ISLAMABAD**

weblink: pparc.establishment.gov.pk
website: www.establishment.gov.pk

FOR OFFICIAL USE



**ANNUAL STATISTICAL BULLETIN OF EMPLOYEES
OF AUTONOMOUS / SEMI-AUTONOMOUS
BODIES / CORPORATIONS UNDER
THE FEDERAL GOVERNMENT FOR
(2019-2020)**

**PAKISTAN PUBLIC ADMINISTRATION RESEARCH CENTRE
ESTABLISHMENT DIVISION
GOVERNMENT OF PAKISTAN
ISLAMABAD**

weblink:pparc.establishment.gov.pk

website:www.establishment.gov.pk

FOREWORD

Pakistan Public Administration Research Centre (PPARC), Establishment Division is maintaining the data on annual basis regarding autonomous / semi-autonomous bodies / corporations through publishing statistical bulletins. The current Annual Statistical Bulletin for the year 2019-20 has been prepared after collecting data from all the corporations / bodies / authorities working under the administrative control of different Ministries / Divisions in the Federal Government of Pakistan. This Bulletin contains information about all the employees working in autonomous / semi-autonomous bodies / corporations / authorities under the Federal Government. The in hand report has two parts comprising write-up and statistical tables.

2. The write-up part of the report reveals trend analysis of all the categories of employees viz a viz the sanctioned posts, actual working strength, domicile wise positions and female employees. The analysis portion also comprises actual numbers depicted through percentages, bar charts and pie charts which is a beautiful addition to this bulletin and creates interest for the readers. The analysis provides true picture of the factual position in form of brief on trends shown in charts and readers could get benefit from it without going into detailed study of all the statistical tables.

3. I am sure that this Bulletin will serve as a valuable data bank for planners, researchers, academicians and for students as well. This information can be used for more focused planning and research regarding Federal Government employees in the country. The Bulletin is published after great endeavor of PPARC as well as cooperation of Ministries / Divisions and their autonomous organizations.

4. I would like to thank all the focal persons of various Organizations / Departments for their timely support and cooperation, which enabled PPARC to complete this gigantic task. The Director General and Statistical Cell of PPARC also deserve appreciation for their dedication to complete this Bulletin.

(AKHTAR JAN WAZIR)
Additional Secretary-I
Establishment Division

Islamabad.

PREFACE

Pakistan Public Administration Research Centre (PPARC) as part and parcel of Establishment Division has been maintaining statistical data of employees of autonomous / semi-autonomous bodies / corporations / authorities under the Federal Government since 1999, by publishing statistical bulletins on annual basis. The current Annual Statistical Bulletin is 21st in the series comprising latest annual employment data for use by the Parliamentarians, policy makers, planners and researchers and obviously serves as a tool for good governance and further research.

2. The current Statistical Bulletin covers data for the year 2019-20 showing office wise sanctioned and domicile & gender wise actual working strength in respect of employees of autonomous / semi-autonomous bodies / corporations / authorities, including all those personnel holding equivalent basic pay scales working under different Ministries / Divisions in the Federal Government of Pakistan. This bulletin has been prepared on the basis of the latest available data / information collected from all the autonomous / semi-autonomous bodies / corporations / authorities under control of the Federal Government as on 1st July, 2019. The data processing of the Bulletin was completed at PPARC.

3. This Bulletin will serve as a useful reference on the subject matter which may also be utilized by various government functionaries for framing administrative and personnel management policies, in-service training programmes and formulation of projects, pertaining to employees of autonomous / semi-autonomous bodies / corporations / authorities.

4. I would like to thank all the heads of various autonomous / semi-autonomous bodies / corporations / authorities for their timely provided data and other valuable support which enabled PPARC to complete the Bulletin in time. The efforts of officers and staff of Statistical Cell of PPARC in collection, compilation and analysis of data also deserve appreciation.

(Muhammad Lakhkar Khan Hoti)
Director General

Islamabad

AUTONOMOUS BODIES / CORPORATIONS AT A GLANCE FOR 2019-20

Description of Employees	Total Strength
Sanctioned Posts	521291
Officers	75957
Staff	445334
Filled-in Posts	389297
Officers	63154
Staff	326143
Vacant Posts	131994
Officers	12803
Staff	119191
Female Employees	19879
Officers	6832
Staff	13047
Domicile Wise Employees	
Punjab	220404
Sindh	81234
Khyber Pakhtunkhwa	57350
Balochistan	17227
Azad Jammu & Kashmir	6012
Federally Administered Tribal Areas	3629
Gilgit Baltistan	3441

LIST OF CONTRIBUTORS OF PPARC

Mr. Muhammad Lakhkar Khan Hoti Director General	Team Leader
Mr. Amjad Javaid Sandhu Director (Statistics)	Technical Supervision and Analysis
Mr. Shahid Nawaz Satti Senior Statistical Officer	Supervision of Data Collection Compilation & Report Writing
Mr. Abdul Qayyum Abbasi Statistical Officer	Data Collection, Compilation & Tabulation
Mr. Umar Mehmood Abbasi Statistical Officer	Data Collection & Look after Printing Process
Mr. Muhammad Saleem Younas	Data Controlling Officer

Staff Participation

Mr. M. Hussain Shahid Statistical Assistant	Mr. Muhammad Yousaf Statistical Assistant
Mr. Abdul Karim Nizamani Statistical Assistant	Mr. Javed Ahmed Statistical Assistant
Mrs. Farzana Naheed Statistical Assistant	Syed Asim Iqbal Statistical Assistant (Computerized Composition)
Mr. Abdul Sattar Bajwa Statistical Clerk	Mr. Shafique Ahmed Junior Statistical Clerk
Mr. Abdul Ghani Jamali Statistical Clerk	Mr. Rashid Ali Junior Statistical Clerk (Computerized Composition)
Mr. Raheel Aftab Statistical Clerk	Mr. Muhammad Abid Khan Junior Statistical Clerk
Mr. Muhammad Nouman Naseer Junior Statistical Clerk	Mr. Shahzad Ahmed Junior Statistical Clerk

CONTENTS

Sr. No.	TITLE	PAGE(S)
1.	Foreword	(i)
2.	Preface	(iii)
3.	Autonomous Bodies / Corporations at a Glance for 2019-20	(v)
4.	List of Contributors of PPARC	(vii)
5.	Ministry / Division Wise Index	(xi)
6.	Salient Features of the Employees of Autonomous Bodies / Corporations / Authorities under the Federal Government for the year 2019-20.	1-18
Statistical Tables		19- 120
Table-1	Sanctioned and Actual Working Strength Along With Filled-in Percentage of Employees.	21-25
Table-2	Sanctioned Strength of Officers and Staff.	26-30
Table-3	Overall Domicile Wise Position of Actual Working Employees.	31
Table-4	Comparison of Domicile Wise Actual Working Strength of Employees for 2018-19 and 2019-20.	32
Table-5	Domicile Wise Actual Working Strength of Officers and Staff.	33-67
Table-6	Division Wise Ratio of Officials to Officers for Sanctioned and Actual Working Strength	68
Table-7	Domicile Wise Actual Working Strength of Female Employees.	69
Table-8	Comparison of Domicile Wise Actual Strength of Female Employees for 2018-19 and 2019-20.	70
Table-9	Domicile Wise Actual Working Strength of Female Officers and Staff.	71-105
Table-10	Comparison of Sanctioned Posts Since 2010-11 to 2019-20.	106
Table-11	Comparison of Actual Working Strength of Employees Since 2010-11 to 2019-20.	107
Table-12	Comparison of Overall Employees Since 2010-11 to 2019-20	108
Table-13	Non-Muslim Employees Working in Autonomous Organizations	109-116
Table-14	Sanctioned Posts of MP-I, MP-II & MP-III Scales in Autonomous / Semi-Autonomous Bodies / Corporations under the Federal Government.	117-118
Table-15	Actual Working Strength of MP-I, MP-II & MP-III Scales in Autonomous / Semi-Autonomous Bodies / Corporations under the Federal Government.	119-120

MINISTRY / DIVISION WISE INDEX

Sr. No.	NAME OF MINISTRY / DIVISION	Sanctioned & Actual Strength	Scale wise Sanctioned Strength	Scale and Domicile wise Actual Working Strength	Scale and Domicile wise Female Strength
1	Aviation	21	26	33	71
2	Cabinet	21	26	33-34	71-72
3	Commerce	21	26	34-36	72-74
4	Communications	21	26	36	74
5	Climate Change	21	26	36	74
6	Defence Production	21	26	36-37	74-75
7	Establishment	21	26	37-38	75-76
8	Federal Education and Professional Training	21-22	26-27	38-44	76-82
9	Finance	22	27	45-46	83-84
10	Foreign Affairs	22	27	47	85
11	Housing & Works	22	27	47	85
12	Human Rights	22	27	47-48	85-86
13	Industries & Production	23	27-28	48-50	86-88
14	Information & Broadcasting	23	28	50-51	88-89
15	Information Technology and Telecommunications	23	28	51-52	89-90
16	Inter Provincial Coordination	23	28	53	91
17	Interior	23	28	53-54	91-92
18	Kashmir Affairs & Gilgit Baltistan	23	28	54	92
19	Law and Justice	23	28	54	92
20	Maritime Affairs	23	28	54-55	92-93
21	National Food Security and Research	24	28	56	94
22	National Health Services Regulations & Coordination	24	28-29	57-58	95-96
23	National History & Literary Heritage	24	29	58-59	96-97
24	Overseas Pakistanis and Human Resource Development	24	29	59-60	97-98
25	Petroleum	24	29	60-62	98-100
26	Planning Development & Reform	24	29	62	100
27	Poverty Alleviation & Social Safety	24	29	62	100
28	Power	25	29	63	101
29	Privatization	25	29	63	101
30	Religious Affairs and Inter-faith Harmony	25	29	63	101
31	Science & Technology	25	29-30	64-66	102-104
32	States & Frontier Regions	25	30	66	104
33	Textile	25	30	66-67	104-105
34	Water Resources	25	30	67	105
35	Prime Minister's Office (Public)	25	30	67	105

SALIENT FEATURES OF THE EMPLOYEES OF AUTONOMOUS BODIES / CORPORATIONS / AUTHORITIES UNDER THE FEDERAL GOVERNMENT FOR THE YEAR 2019-20

I. INTRODUCTION

Pakistan Public Administration Research Centre (PPARC) being part and parcel of Establishment Division is responsible for collection, compilation, tabulation and publication of statistical data of Federal Government employees in order to facilitate effective formulation of government policies, future manpower development and their career planning for good governance. The effective human resource management involves numerous activities like recruitment, training, performance appraisal, compensation and motivation etc. of the employees. The organizations need to assess and periodically forecast their requirement for human resources in terms of both number of employees and their required skills which is not possible without reliable data. PPARC collects, compiles and provides data for Federal Government employees working in autonomous organizations.

2. The employment statistics being maintained by PPARC on annual basis, can meet the day to day requirements of the various Federal Government Organizations particularly National Assembly Secretariat, Senate Secretariat, Finance Division, Planning Development & Reform Division, Establishment Division and Provincial Governments etc. In addition, the information collected by PPARC provides the database and support to various commissions set up by the Government from time to time, like Pay and Pension Commission, Implementation Commission under 18th amendment of the 1973 Constitution of Islamic Republic of Pakistan, various donor agencies and reforms committees etc. In order to increase the efficiency for service delivery, greater productivity and to ensure the welfare of Federal Government employees, the government can use various plans based on scientifically collected these data from various offices and organizations.

3. In order to monitor the employment position through various aspects and status of sanctioned and actual working strength, domicile and gender-wise identification of employees of autonomous / semi-autonomous bodies / corporations / authorities in terms of their basic pay scales BS 17-22 and BS 1-16 or equivalent, their information has been included in the current statistical bulletin for the year

2019-20 with reference time as on 01-07-2019. It is pertinent to mention that a few autonomous organizations e.g. State Bank of Pakistan, Oil & Gas Development Company Limited, Sui Northern Gas Pipelines Limited, Sui Southern Gas Company Limited etc. have their own grades or pay scales which are not equal to pay scales applicable for Civil Servants. Therefore, data are collected only for two pay scale groups i.e. BS 17 to 22 or equivalent and BS 1 to 16 or equivalent. The results of the latest data collected from different autonomous bodies / corporations / authorities through Ministries / Divisions under their administrative control have been compiled and tabulated in this Bulletin.

II. METHODOLOGY

4. There are two main sources of data collection which include primary sources and secondary sources. Secondary sources are books, reports, magazines, newspapers and other printed or recorded materials etc. Primary sources comprise direct data collection from the respondent using any method, e.g. interview, mail, recording, observation etc. PPARC used primary approach for these data collection from the autonomous organizations. A questionnaire / proforma-3 was designed and sent through mail directly to all the Ministries / Divisions in order to collect required data from about 209 autonomous / semi-autonomous bodies / corporations / authorities working under the administration control of concerned Ministry / Division. Personal visits and telephonic contacts were also made with administrative Incharges of respondent organizations in order to ensure the timely completion of data collection exercise. The data received through mail were checked and referred back in case of any discrepancy. The collected information was entered in computers and tabulations were generated according to the tabulation plan of this publication to fulfill the following objectives.

III. OBJECTIVES

5. The main objective of Annual Statistical Bulletin is to provide latest information about number of employees working in different autonomous / semi-autonomous bodies / corporations, authorities etc under the Federal Government of Pakistan. However, specific objectives are:

- i) To provide current statistics about total sanctioned posts and total working strength of employees.
- ii) To provide information about gazetted and non-gazetted working strength of employees.
- iii) To provide number of employees from provinces and regions working in autonomous organizations.
- iv) To provide gender wise information employees working in autonomous organizations under the Federal Government.
- v) To provide information about management position (MP) scales in autonomous organizations.

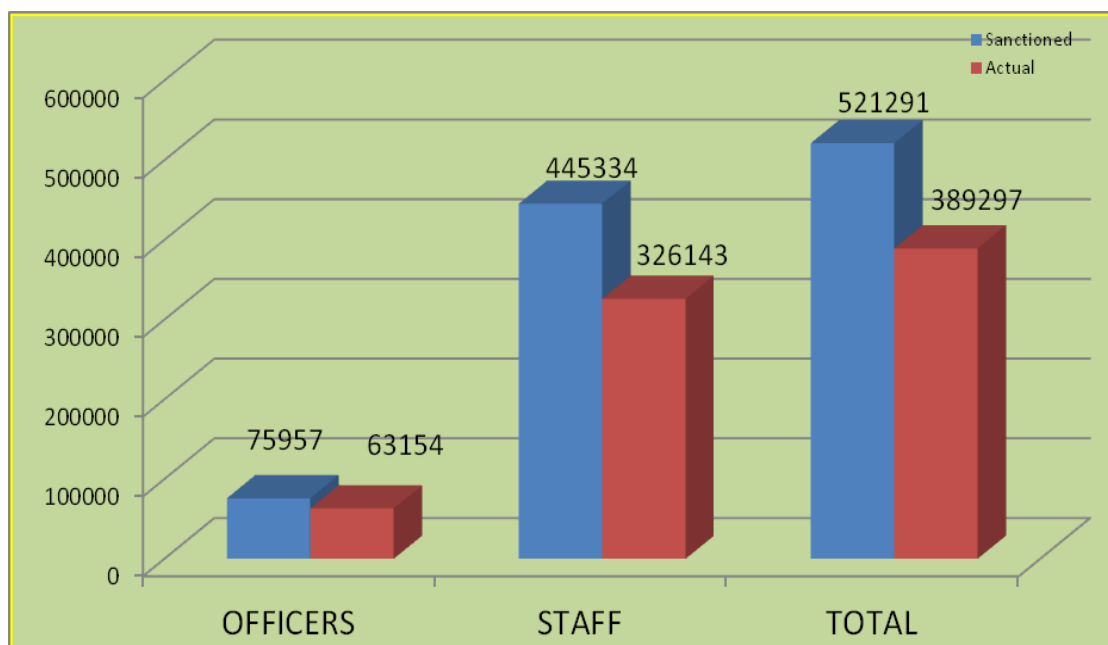
IV. OVERALL ANALYSIS

6. The analysis of data shows that over the last 10 years from 2010-11 to 2019-20, the sanctioned strength has been increased by 22.58% and actual strength by 5.42%. The employment situation in the corporations and autonomous bodies under the administrative control of the Federal Government reveals a different picture as compared to the main Federal Government organizations. During the last ten years from 2010-11 to 2019-20, an increasing trend of 2.43% and 1.10% has been noticed on the average basis in each year in the sanctioned and actual strength respectively, for the employees of corporations / autonomous bodies / authorities. However, during the last five years from 2015-16 to 2019-20 a positive growth in sanctioned as well as actual strength has been witnessed in sanctioned strength and except 2015-16, 2019-20 in actual strength. Year wise analysis indicates growth in the previous three years i.e 2016-17, 2017-18 and 2018-19 showing an increase of 5.59%, 0.36% and 0.45% respectively in actual working strength. But in 2015-16 and 2019-20 decreasing trends of 0.73% and 2.50% have been observed in actual strength of employees. An increase of 1.19% in sanctioned strength and 2.50% decreasing actual strength in current year. The domicile wise position reveals that employees having domicile of FATA increased by 5.77% Azad Jammu & Kashmir and Gilgit Baltistan by 0.64% each, while decreasing tendency is observed in Sindh (U) by 8.78%, Sindh (R) by 5.22%, Balochistan by 1.56%, KP by 1.38% and Punjab (Including Islamabad) by 1.28% employees.

(a) Sanctioned and Actual Strength

7. The sanctioned and actual strength of employees in 2019-20 in respect of 209 autonomous / semi-autonomous bodies / corporations / authorities under the Federal Government are 521,291 and 389,297 posts as compared to 515,174 and 399,265 posts in the previous year, which shows increase of 1.19% in the sanctioned and decrease of 2.50% in the actual working strength. The Figure-1 shows sanctioned and actual strength of officers and staff in 209 autonomous bodies / corporations etc. during the reporting period.

Figure-1: Sanctioned and Actual Strength of Officers and Staff

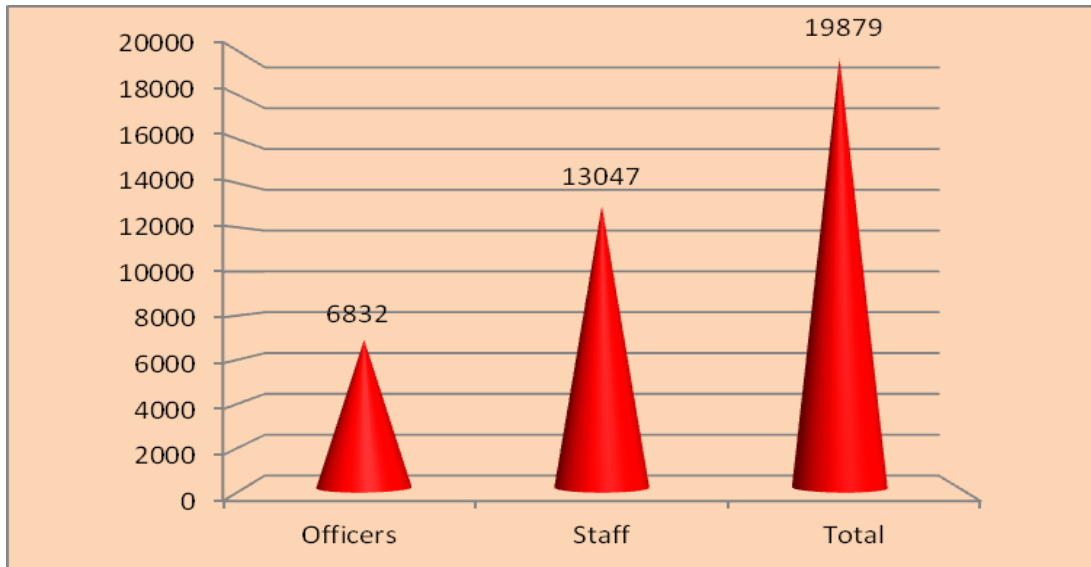


(b) Female Employees

8. The actual strength of female employees for the year 2019-20, working in 209 autonomous / semi-autonomous bodies / corporations under the Federal Government is 19,879 as compared to 20,503 posts in the last year, which shows a decrease of 3.04% in their actual working strength. The measures taken by the Government to provide better employment opportunities to the females, implementation of 10% women quota in public sector in addition to equal opportunities for females in open merit, implementation of law “The protection against harassment of women at the work place act 2010” and general awareness about government sector employment and job security, encourage the women to join public sector employment. The total actual working strength of 389,297 posts in autonomous organizations, out of which

19,879 posts are occupied by the female employees, shows female share in the total employment is 5.11%. Furthermore, the bifurcation of actual strength of female employees shows that 34.37% posts are occupied by the officers working in BS 17-22 or equivalent and remaining 65.63% share goes to BS 1-16 or equivalent.

Figure-2: Actual Female Working Strength



(c) Province Wise Analysis

9. It is pertinent to highlight that province wise analysis does not show the actual provincial quota for each province because these data also include open merit employees selected from different provinces. In addition to that employees of class-IV are recruited on local basis. Promotions on senior posts are also made without considering provincial quotas. These data are overall position of employees belong to different provinces / regions and is not the true picture of provincial / regional quota in the employment of Federal Government.

10. The province / region wise analysis shows that the number of actual employees working in autonomous organizations are 389,297 and out of those 56.62% are from Punjab including Islamabad. However employees having domicile of Punjab including Islamabad have decreased from 223,255 in previous year to 220,404 in current year i.e by 1.28%, Sindh (Rural) have decreased from 38,901 in previous year to 36,872 in current year by 5.22%, Khyber Pakhtunkhwa have decreased from 58,154 in previous year to 57,350 in current year by 1.38% and employees having domicile of Federally Administered Tribal Areas (FATA) have increased from 3,431 in previous year to 3,629 in current year i.e by 5.77%. Number

of employees from Sindh has decreased from 87,532 to 81,234 in 2019-20 i.e 7.20% which in due to 8.78% decrease in Sindh urban from 48,631 to 44,362 employees in 2019-20. There is also 1.56% decrease in employees of Balochistan domiciled from 17,500 to 17,227 employees. Similarly, an increase in AJ&K domiciled employees in autonomous bodies is from 5,974 to 6,012 with 0.64% while Gilgit Baltistan domiciled employees have also increased from 3,419 to 3,441 with 0.64% increase from 2018-19 to 2019-20. Number of employees having domicile of Islamabad have a share of 2.15% in overall employees strength. On the other hand, share of provinces on the basis of their domiciles in actual strength of 389,297 employees during year 2019-20 reveals that Punjab (including 2.15% Islamabad) has 56.62% share followed by Sindh 20.87% (Sindh Rural 9.47% and Sindh Urban 11.40%), Khyber Pakhtunkhwa 14.73% and Balochistan has 4.43% share. The share of Azad Jammu & Kashmir (AJ&K) is 1.54%, Federally Administered Tribal Areas and Gilgit Baltistan is 0.93% and 0.88% respectively and collectively 1.82% in 2019-20. The Figures-3 and 4 show the overall domicile wise position of employees as well as increase / decrease from 2018-19 to 2019-20 in the corporations / bodies respectively.

Figure-3: Overall Domicile Wise Position of Employees

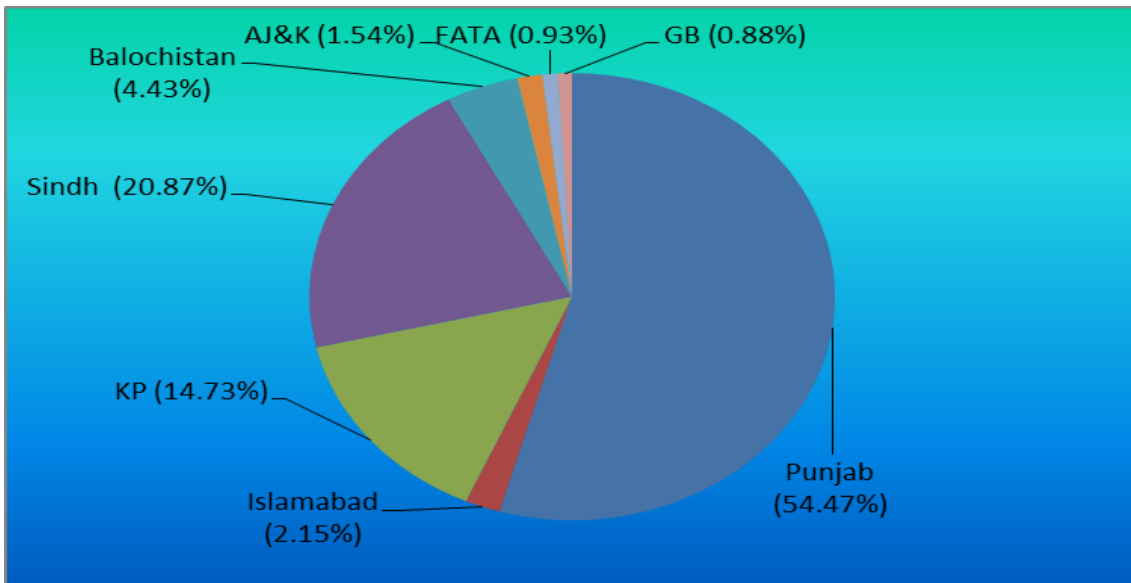
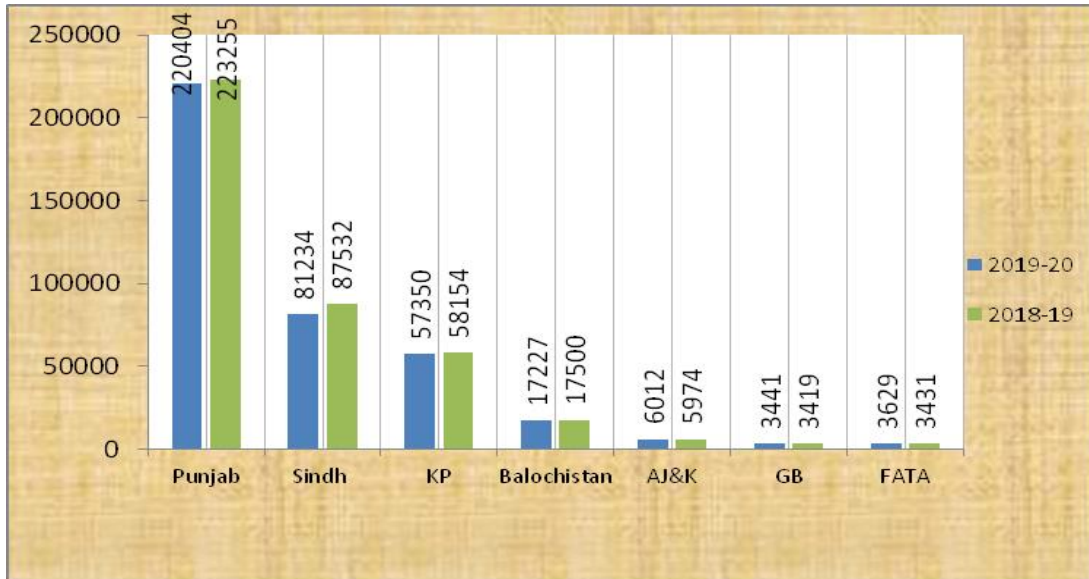


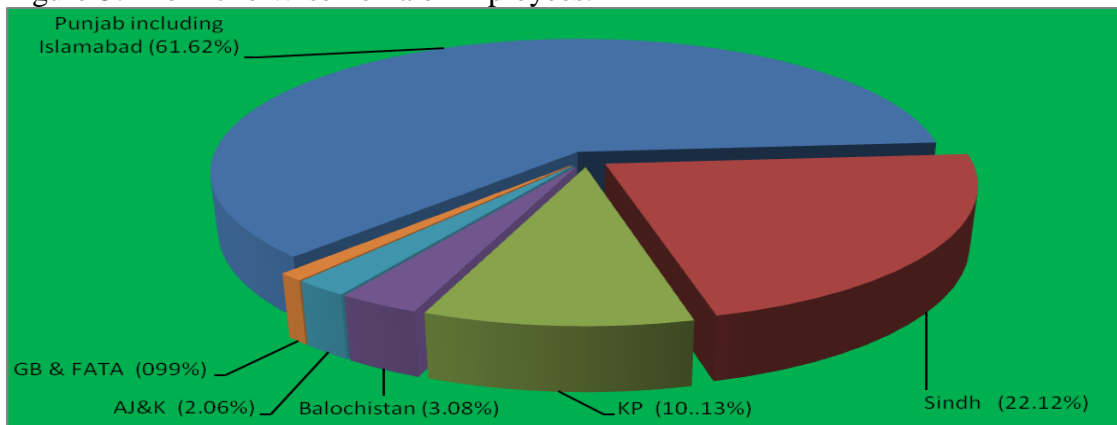
Figure-4: Increase / Decrease in Domicile Wise Strength from 2018-19 to 2019-20.



(d) Province Wise Female Employees

11. Out of the total 19,879 female employees working in the autonomous / semi-autonomous bodies / corporations, the provincial / domicile-wise analysis shows that the share of Punjab Province is 61.62% (including 3.43% Islamabad), followed by Sindh 22.12% (Sindh Rural 7.04% and Sindh Urban 15.08%), Khyber Pakhtunkhwa 10.13% and Balochistan 3.08% respectively. The other regions have share as Azad Jammu & Kashmir 2.06%, Gilgit Baltistan 0.74% and Federally Administered Tribal Areas (FATA) 0.25% while collectively 0.99%. The female employees have been increased having domicile of FATA by 8.89%, Khyber Pakhtunkhwa by 2.34%, Gilgit Baltistan 0.68% and Sindh Urban by 0.44% respectively as compared to the last year 2018-19. The Figure-5 shows the position of domicile wise female employees.

Figure-5: Domicile Wise Female Employees.

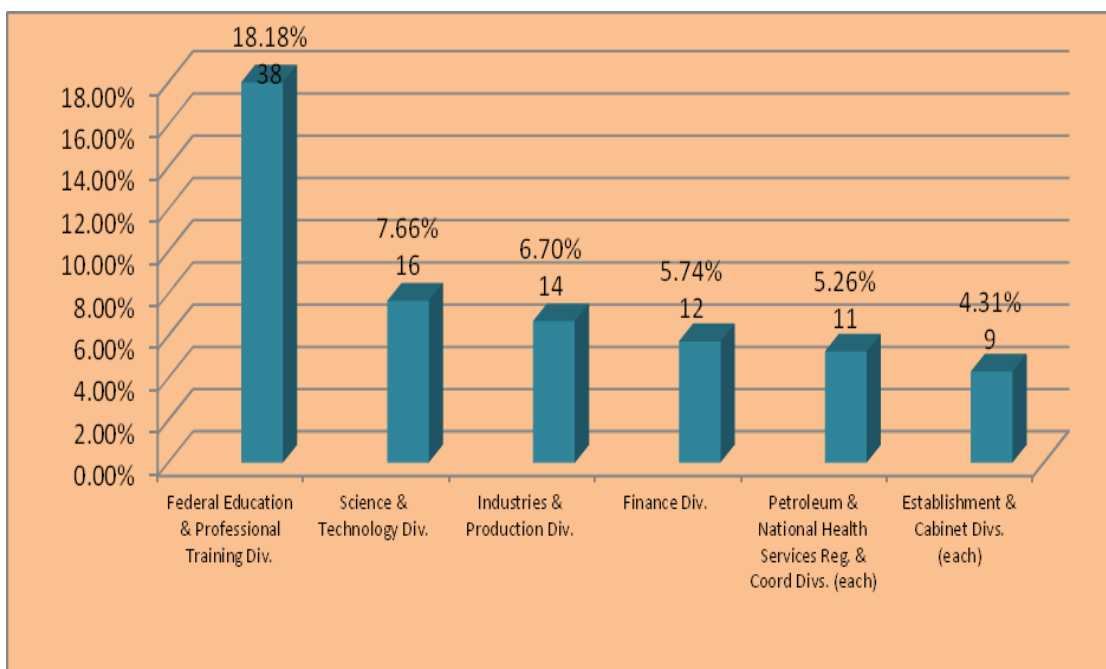


V. SIZE OF CONTROLLING DIVISIONS

(a) Division Wise Number of Corporations / Bodies

12. The numerical analysis shows that there are eight Ministries / Divisions having larger share of corporations / autonomous bodies under their administrative control. According to data received from various Ministries / Divisions, the Federal Education & Professional Training remained at the top which has 18.18% out of 209 total corporations / bodies under its administrative control followed by Science & Technology Division (7.66%), Industries & Production Division (6.70%), Finance Division (5.74%), Petroleum and National Health Services Regulations & Coordination Divisions (5.26%) each while Establishment and Cabinet Divisions (4.31%) each. There are 9 Ministries / Divisions (Defence, Economic Affairs, Narcotics Control, National Security, Parliamentary Affairs, Postal Services, Revenue, Railways and Poverty Alleviation & Social Safety and 11 Constitutional Bodies working without any corporation / body under their administrative control. The Figure-6 shows the eight largest Divisions in terms of number of corporations / bodies.

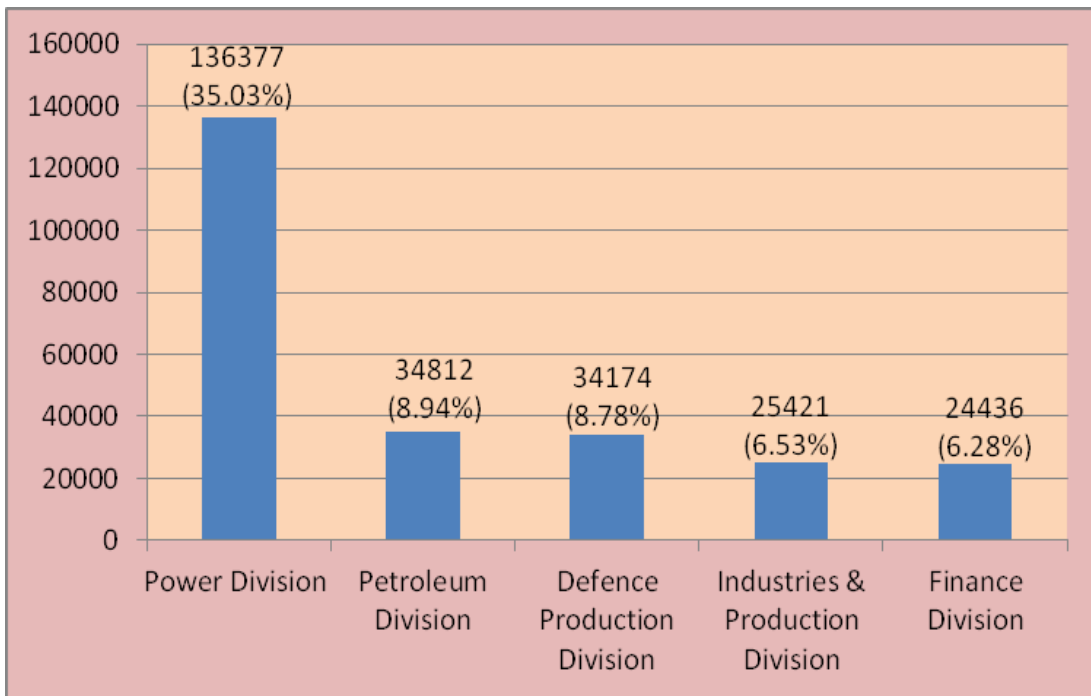
Figure-6: Size of Divisions By Corporations.



(b) Division Wise Manpower of Bodies / Corporations

13. Ministry of Power is the largest administrative division in terms of manpower and employees working in its companies / corporations having 35.03% share out of total employees working in all corporations / bodies in the Federal Government. This large share is due to PEPCO and its sister organizations having huge manpower. Four other largest administrative divisions are Petroleum Division, Defence Production Division, Industries & Production Division and Finance Division which comprises 8.94%, 8.78%, 6.53% and 6.28% respectively shares of public sector corporations employees. In other words, 65.56% of the total employees are working in the corporations / bodies under these five divisions, whereas, the rest of the employees 34.44% are working under the administrative control of remaining Divisions. The Figure-7 shows the five largest controlling divisions in terms of manpower of corporations / bodies etc. working under these divisions.

Figure-7: Largest Controlling Divisions By Manpower



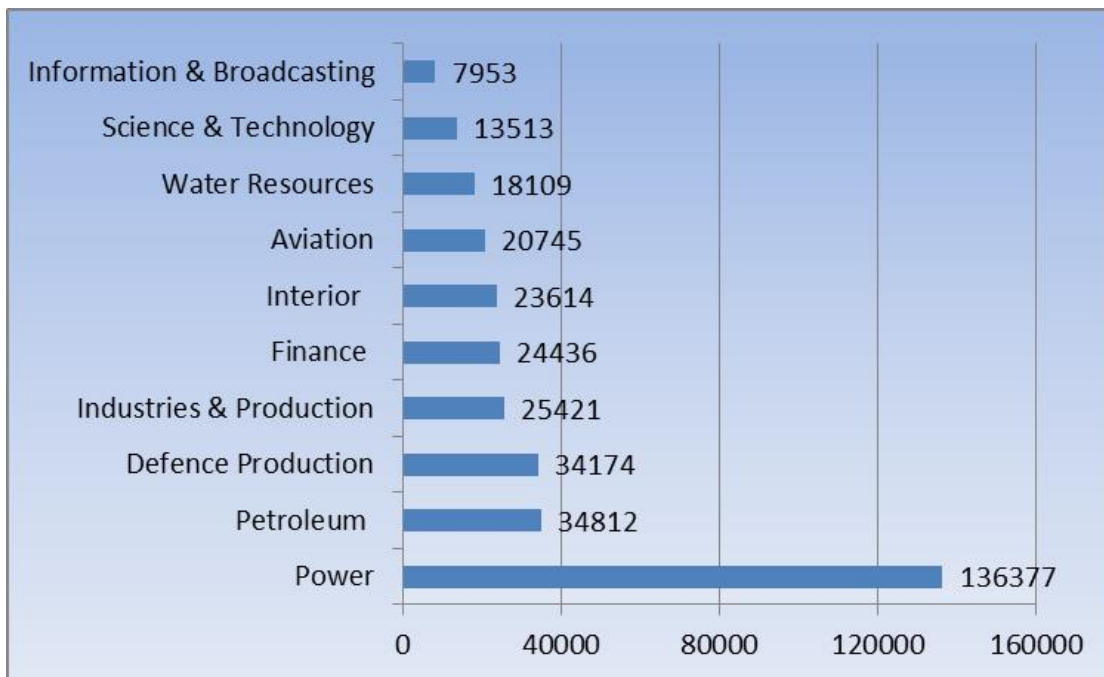
(c) Ten Largest Divisions In Terms of Manpower

14. Ten Largest Administrative Divisions are arranged in the Table-1 and Figure-8 using numerical analysis of actual working strength of all corporations working under the administrative control of these Divisions.

Table-1: Ten Largest Divisions In Terms of Manpower.

DIVISIONS	OFFICERS IN BS 17-22 OR EQUIVALENT	OFFICIALS IN BS 1-16 OR EQUIVALENT	TOTAL
Power	6723	129654	136377
Petroleum	9092	25720	34812
Defence Production	852	33322	34174
Industries & Production	3537	251884	25421
Finance	16318	8118	24436
Interior	1406	22208	23614
Aviation	5097	15648	20745
Water Resources	1871	16238	18109
Science & Technology	4896	8617	13513
Information & Broadcasting	2665	5288	7953

Figure-8: Ten Largest Division By Manpower



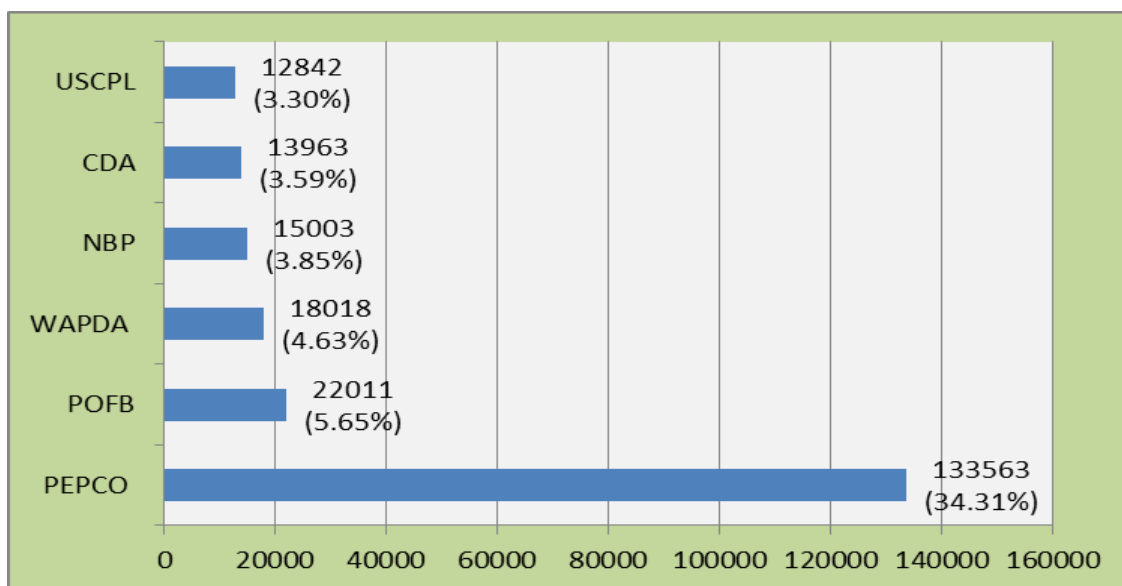
VI. SIZE OF BODIES / CORPORATIONS

15. There are total 209 autonomous bodies and corporations working under the Federal Government through out the country. This analysis uncovers that what is the size of different autonomous bodies.

(a) Manpower Wise Comparison of Bodies / Corporations

16. Pakistan Electric Power Company (Pvt.) Limited (PEPCO) with its distribution companies is the largest organization in terms of manpower which comprises 34.31% of the total number of employees amongst all the corporations / bodies during 2019-20, followed by Pakistan Ordinance Factories Board with 5.65%, Water & Power Development Authority (WAPDA) with 4.63%, National Bank of Pakistan with 3.85%, Capital Development Authority (CDA) and Utility Stores Corporation of Pakistan (Pvt.) Limited have also sizeable strength of employees with share of 3.59% and 3.30% respectively. Out of total 389,297 employees working in autonomous bodies, 55.33% are working in these six corporations / bodies, whereas rest of 44.67% employees are working in the remaining 203 corporations / bodies. The Figure-9 shows the six largest corporations / bodies in terms of manpower working under the Federal Government of Pakistan.

Figure-9: Largest Corporations By Manpower



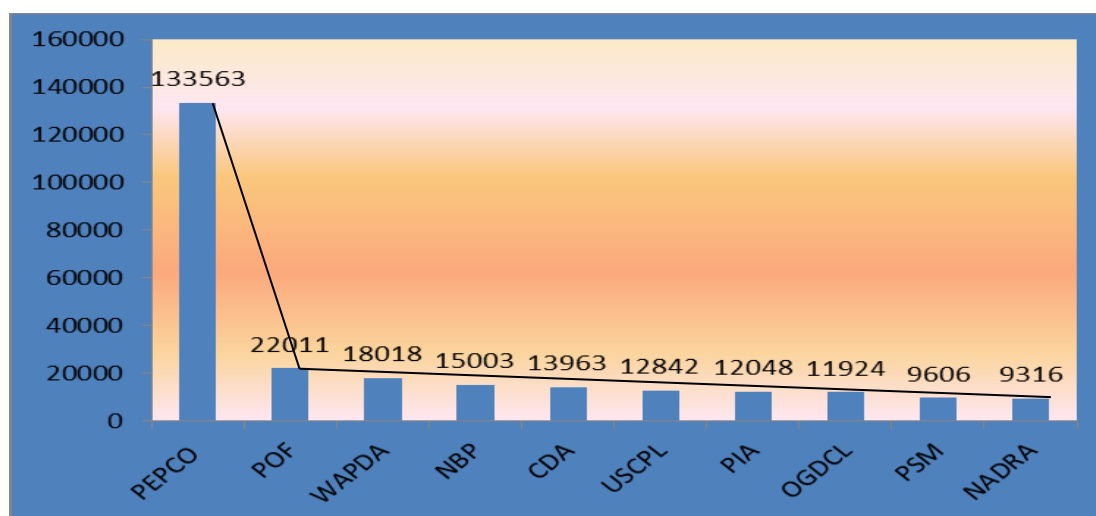
(b) Ten Largest Corporations In Terms of Manpower

17. Ten Largest corporations are arranged in the Table-2 and Figure-10 using numerical analysis of actual working strength in all corporations.

Table-2: Ten Largest Corporations In Terms of Manpower.

ORGANIZATIONS	OFFICERS IN BS 17-22 OR EQUIVALENT	OFFICIALS IN BS 1-16 OR EQUIVALENT	TOTAL
Pakistan Electric Power Company (Pvt.) Limited, Lahore.	5034	128529	133563
Pakistan Ordnance Factories Board, Wah Cantt.	449	21562	22011
Water & Power Development Authority, Lahore.	1856	16162	18018
National Bank of Pakistan, Karachi.	9262	5741	15003
Capital Development Authority, Islamabad.	714	13249	13963
Utility Stores Corporation of Pakistan (Pvt.) Limited, Islamabad.	105	12737	12842
Pakistan International Airlines, Karachi.	3697	8351	12048
Oil & Gas Development Company Ltd., Islamabad.	2353	9571	11924
Pakistan Steel Mills, Karachi.	2628	6978	9606
National Database and Registration Authority, Islamabad.	649	8667	9316

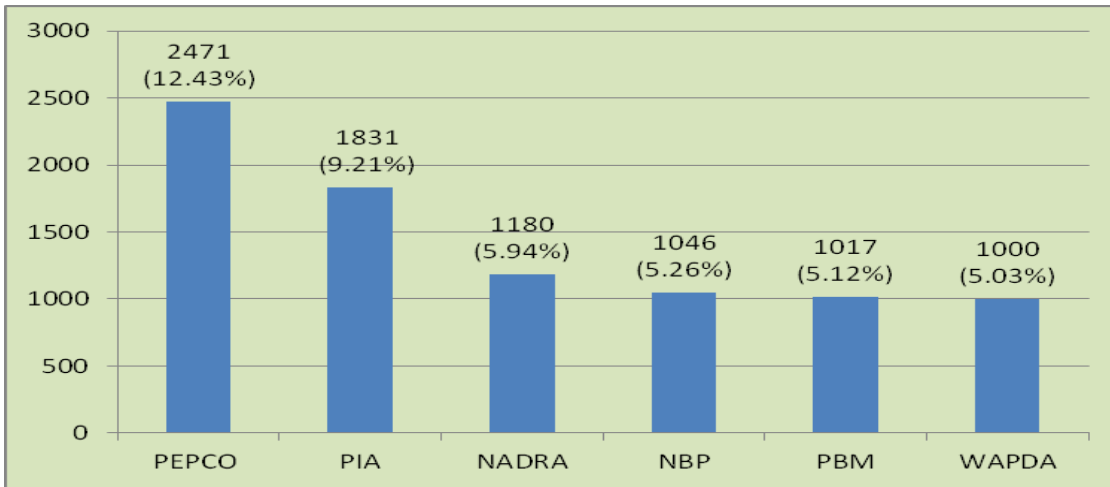
Figure-10: Largest Corporations By Manpower



(c) Female Employees Wise Comparison of Bodies / Corporations

18. Out of total 19,879 female employees, the Pakistan Electric Power Company (Pvt.) Limited (PEPCO) is the largest organization in terms of female employees with 12.43% share, the second largest organization is Pakistan International Airlines with 9.21% followed by National Database and Registration Authority with 5.94%, National Bank of Pakistan with 5.26%, Pakistan Bait-ul-Mall with 5.12% and Water & Power Development Authority 5.03% share. The Figure-11 shows the six largest bodies / corporations working strength of female employees.

Figure-11: Largest Corporations By Female Employees.

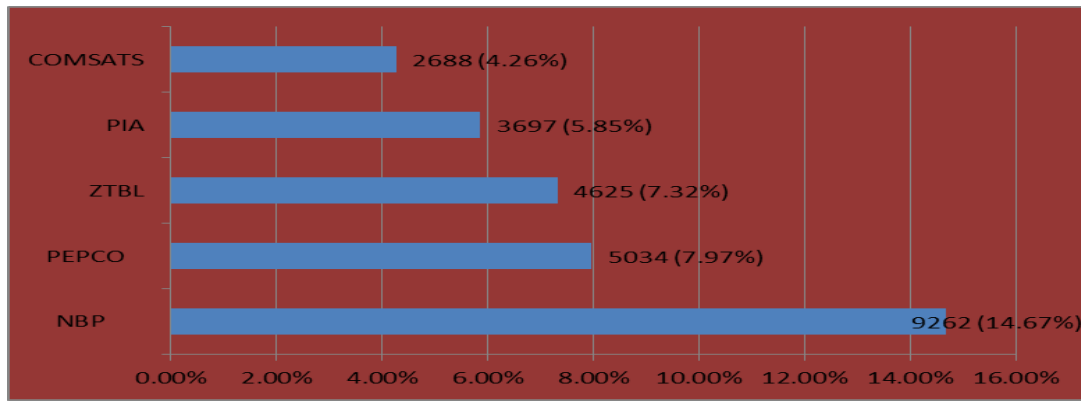


VII. ANALYSIS OF FILLED-IN POSTS BY OFFICERS AND STAFF

(a) Officers in BS 17-22 or Equivalent

19. National Bank of Pakistan is the largest organization in terms of number of officers in BS 17-22 or equivalent, which represents 14.67% of the 63,154 total officers working in various corporations / bodies. The second largest organization is Pakistan Electric Power Company (Pvt.) Limited (PEPCO) 7.97%, Zarai Taraqati Bank Limited with 7.32%, Pakistan International Airlines with 5.85% followed by COMSATS University with 4.26% officers working out of total officers strength. It is pertinent to mention that 40.07% of the total officers cadre employees are working in the above mentioned five corporations / bodies, whereas, the rest of 59.93% officers are working in the remaining 204 corporations / bodies, during the year 2019-20. The Figure-12 shows five largest corporations / bodies in terms of officers working in BS 17-22 or equivalent.

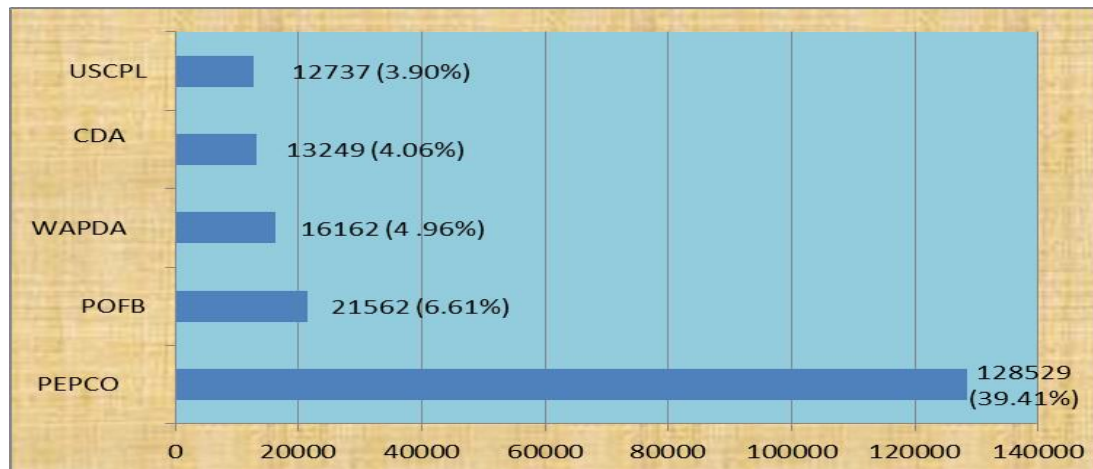
Figure-12: Largest Organizations By Officers in BS 17-22 or Equivalent



(b) Staff in BS 1-16 or Equivalent

20. Staff strength in BS 1-16 or equivalent during the year 2019-20 is 326,143 in 209 different corporations / bodies. Pakistan Electric Power Company (Pvt.) Limited (PEPCO) is the largest organization in terms of manpower, having a share of 39.41% in the total number of such employees. The second largest organization is the Pakistan Ordnance Factories Board with 6.61%, Water and Power Development Authority (WAPDA) with 4.96%, Capital Development Authority with 4.06% and Utility Stores Corporation of Pakistan (Pvt.) Limited with 3.90%. Out of total employees working in autonomous organizations in BS 1 to 16 or equivalent it indicates that 58.94% of the total employees in BS 1-16 or equivalent are working in the above mentioned five corporations / bodies, whereas, remaining 41.06% employees are employed in the 204 rest of corporations / bodies. The Figure-13 shows the five largest corporations / bodies in terms of staff working in BS 1-16 or equivalent.

Figure-13: Largest Organizations By Staff in BS 1-16 or Equivalent

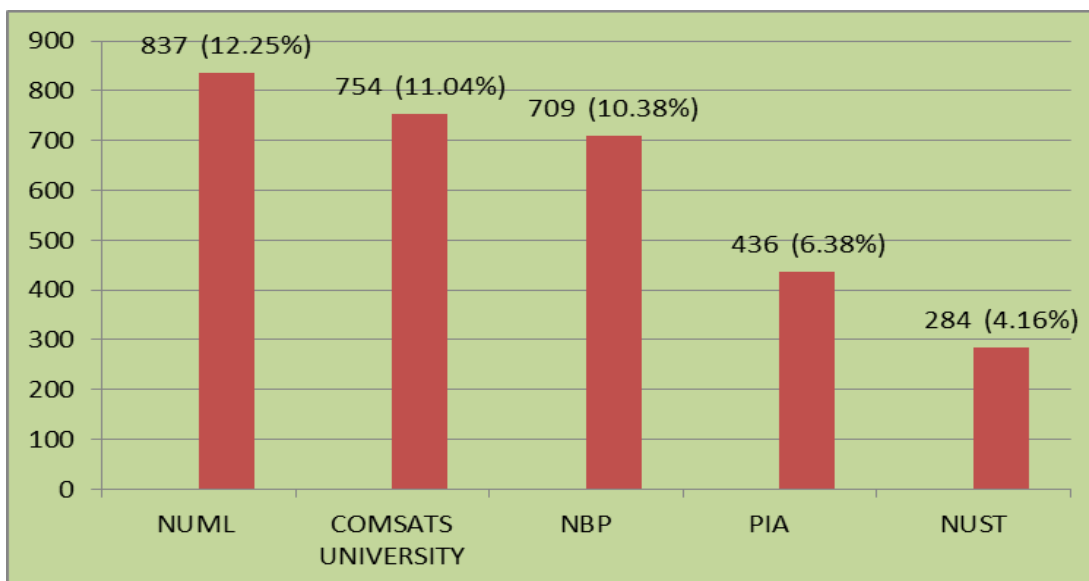


VIII. DISTRIBUTION OF FEMALE OFFICERS AND STAFF

(a) Female Officers in BS 17-22 or Equivalent

21. Out of total 6,832 female officers working in BS 17-22 or equivalent, National University of Modern Language is the largest employer having a share of 12.25% out of total female officers. The second largest organization is the COMSATS University with 11.04% share, National Bank of Pakistan with 10.38% share, followed by Pakistan International Airlines with 6.38% share and National University of Science and Technology with 4.16% share. It is pertinent to mention that 44.20% of the total female employees in the officer's category are working in the above five corporations / bodies, whereas, 55.80% are employed in the 204 remaining corporations / bodies. The Figure-14 shows the five largest corporations / bodies in terms of female officers working in BS 17-22 or equivalent.

Figure-14: Largest Corporations By Female Officers in BS 17-22 or Equivalent

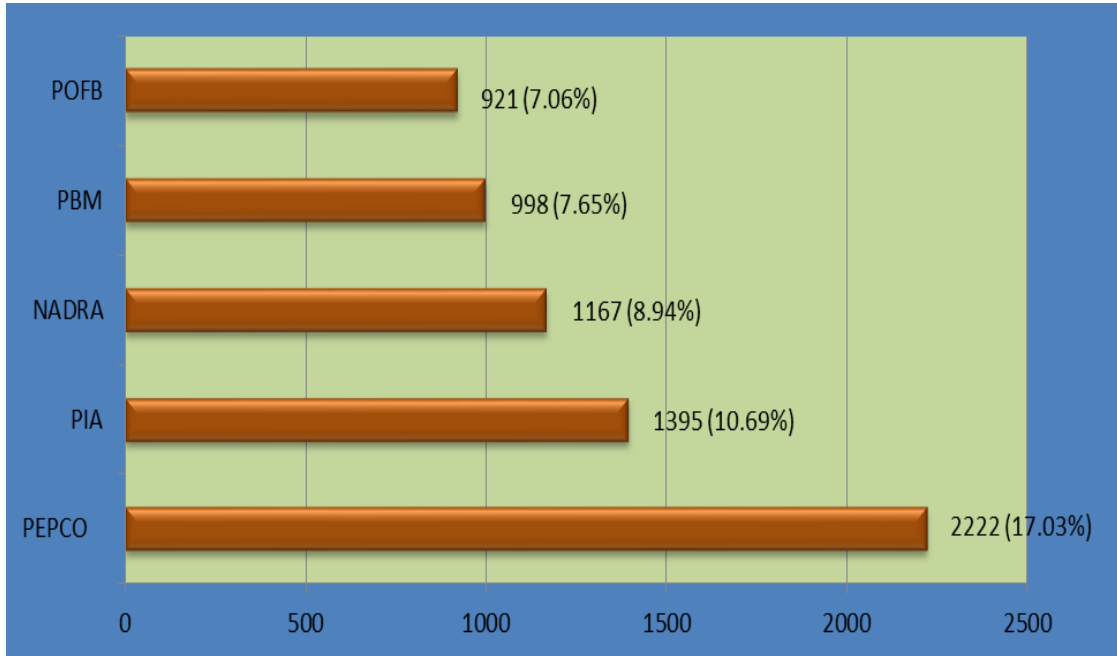


(b) Female Employees in BS 1-16 or Equivalent

22. Out of the total 13,047 female employees working in BS 1-16 or equivalent, 17.03% are employed by Pakistan Electric Power Company (Pvt.) Limited (PEPCO) being the largest organization in terms of female employees. The second largest organization is Pakistan International Airlines with 10.69% share followed by National Database and Registration Authority (NADRA) with 8.94% share, Pakistan Bait-ul-Mall with 7.65% share and Pakistan Ordnance Factories Board with 7.06%

share. Thus, 51.38% of the total female employees are working in the above mentioned five corporations / bodies in BS 1-16 or equivalent, whereas, 48.62% female employees are working in the 204 remaining corporations / bodies. The Figure-15 shows the five largest corporations / bodies in terms of female staff working in BS 1-16 or equivalent.

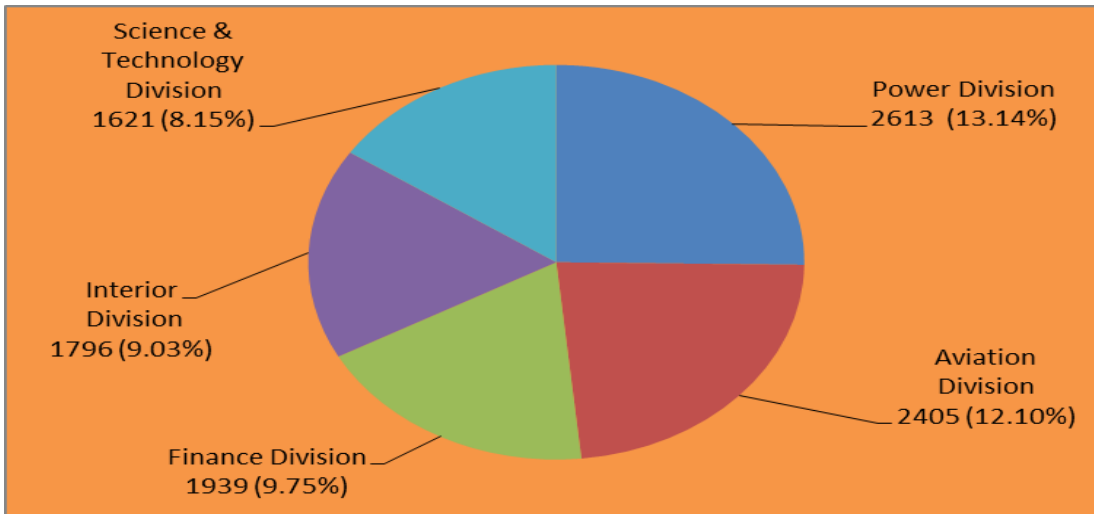
Figure-15: Largest Corporations By Female Employees in BS 1-16 or Equivalent



(c) Division Wise Female Employees

23. Power Division is the largest administrative Division in terms of total female employees. The actual number of these employees working in Power Division is 2,613 which is almost 13.14% of the total female employees working in various corporations / bodies. The second largest employer with 2,405 female employees (12.10%) is the Aviation Division with remarkable number of female employees. The Finance Division ranked third with 1939 female employees (9.75%) followed by the Interior Division having 1796 female employees (9.03%) and Science & Technology Division with 1621 female employees (8.15%) which ranked fourth and fifth respectively. The Figure-16 shows the five largest controlling Divisions in terms of female employees.

Figure-16: Largest Controlling Divisions By Female Employees.



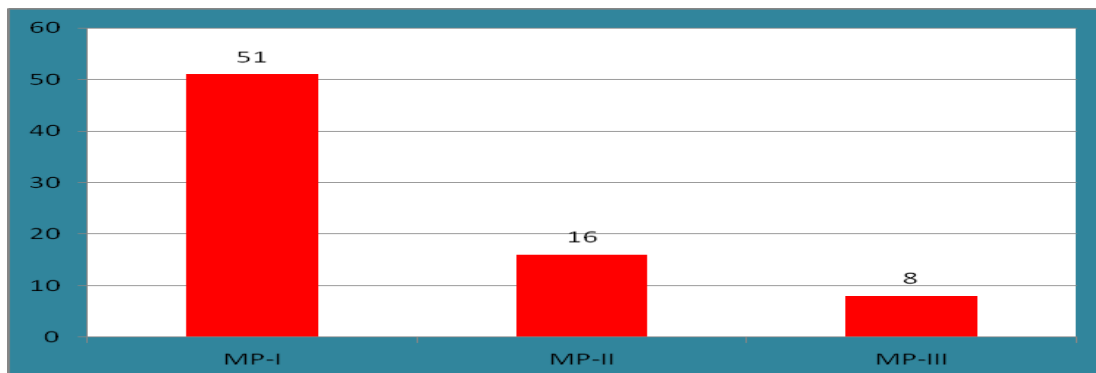
IX. DIVISION WISE RATIO OF OFFICIALS TO OFFICERS

24. Religious Affairs and Inter-faith Harmony is the largest administrative division in terms of ratio of Officials to Officers working in corporations having ratio 47.8. Four other largest administrative divisions in terms of ratio Officials to Officers are Defence Production, Kashmir Affairs & Gilgit Baltistan, Power and Interior Divisions which have 39.1, 29.3, 19.3 and 15.8 ratio in term of Officials to Officers respectively.

X. MANAGEMENT POSITION SCALES IN AUTONOMOUS ORGANIZATIONS

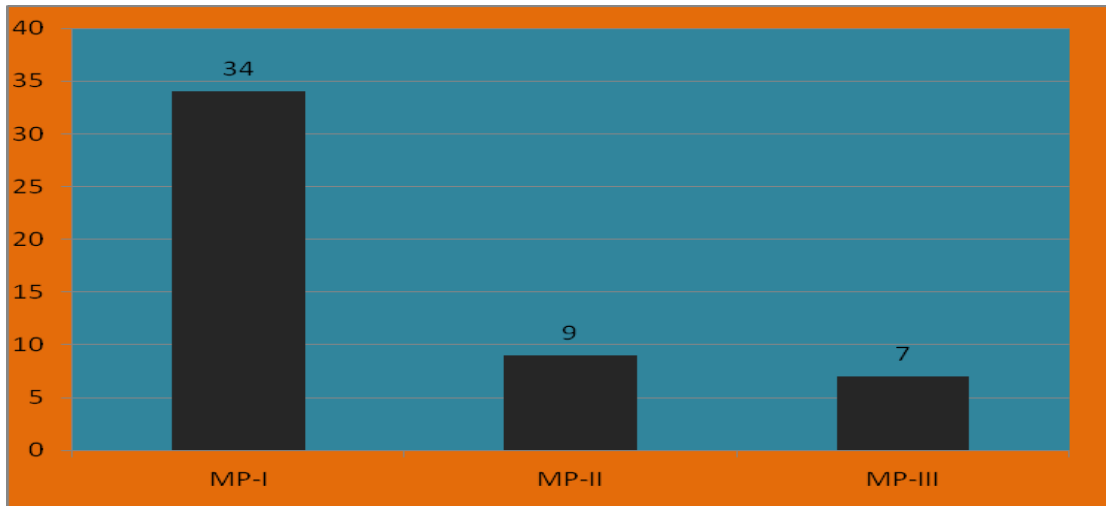
25. Total 75 Sanctioned posts of Management Position Scales are MP-I, MP-II and MP-III in all the autonomous bodies, corporations and authorities under the Federal Government. Out of 75, 51 posts of MP-I, 16 posts of MP-II and 8 posts of MP-III.

Figure-17: Sanctioned posts in Management Position Scales



26. Total 50 Officers are working in Management Position Scales are MP-I, MP-II and MP-III in all the autonomous bodies, corporations and authorities working under the Federal Government. Out of 50, 34 officers are working in MP-I, 9 officers are in MP-II and 7 officers are working in MP-III. Fig-18 shows officers strength working in MP scales.

Figure-18: Officers Working in Management Position Scales



STATISTICAL TABLES

TABLE-1
SANCTIONED AND ACTUAL WORKING STRENGTH ALONG WITH FILLED-IN PERCENTAGE OF EMPLOYEES

DIVISION	CORPORATION / BODY	SANCTIONED STRENGTH	ACTUAL STRENGTH	PERCENTAGE OF FILLED POSTS
Aviation	1 Civil Aviation Authority, Karachi.	9272	8697	93.8
	2 Pakistan International Airlines, Karachi.	18266	12048	66.0
	Sub. Total	27538	20745	75.3
Cabinet	3 Abandoned Properties Organization (APO), Islamabad, Karachi.	56	33	58.9
	4 Frequency Allocation Board, Islamabad.	303	211	69.6
	5 National Electric Power Regulatory Authority, Islamabad.	378	292	77.2
	6 Oil and Gas Regulatory Authority, Islamabad.	280	252	90.0
	7 Pakistan Study Centre, University of Sindh, Jamshoro.	44	39	88.6
	8 Pakistan Telecommunication Authority, Islamabad.	460	398	86.5
	9 Pakistan Tourism Development Corporation, Rawalpindi, Lahore, Islamabad.	419	338	80.7
	10 Printing Corporation of Pakistan (Pvt.) Ltd., Islamabad.	1061	533	50.2
	11 Public Procurement Regulatory Authority, Islamabad.	155	87	56.1
	Sub. Total	3156	2183	69.2
	Commerce	12 Intellectual Property Organization of Pakistan (The Patent Office + Trade Marks Registry + Central Copy Right Office), Islamabad.	290	148
13 National Insurance Company Limited, Karachi.		750	588	78.4
14 National Tariff Commission, Islamabad.		109	99	90.8
15 Pakistan Horticulture Development and Export Company, Islamabad.		11	11	100.0
16 Pakistan Reinsurance Company Limited, Karachi.		189	189	100.0
17 Pakistan Tobacco Board, Peshawar.		308	251	81.5
18 State Life Insurance Corporation of Pakistan, Karachi.		5143	3957	76.9
19 Trading Corporation of Pakistan (Pvt.) Ltd., Karachi.		436	436	100.0
Sub. Total		7236	5679	78.5
Communications	20 National Highway Authority, Islamabad.	2108	1395	66.2
Climate Change	21 Global Change Impact Studies Centre, Islamabad.	54	30	55.6
Defence Production	22 Heavy Industries Taxila Board, Taxila.	5213	4624	88.7
	23 Karachi Shipyard & Engineering Works Limited, Karachi.	2809	2809	100.0
	24 Pakistan Aeronautical Complex Board, Kamra.	5818	4730	81.3
	25 Pakistan Ordnance Factories Board, Wah Cantt.	32458	22011	67.8
Sub. Total	46298	34174	73.8	
Establishment	26 Civil Services Academy, Lahore.	516	398	77.1
	27 Federal Employees Benevolent & Group Insurance Funds, Islamabad.	179	144	80.4
	28 National Institute of Management, Islamabad.	96	7	7.3
	29 National Institute of Management, Karachi.	202	123	60.9
	30 National Institute of Management, Peshawar.	201	87	43.3
	31 National Institute of Management, Quetta.	196	95	48.5
	32 National Institute of Management, Lahore.	196	110	56.1
	33 National School of Public Policy Secretariat and its Integral Units, Lahore.	805	442	54.9
	34 Pakistan Academy for Rural Development, Peshawar.	165	108	65.5
Sub. Total	2556	1514	59.2	
Federal Education and Professional Training	35 Area Study Centre for (Russia, China & Central Asia), University of Peshawar.	64	24	37.5
	36 Area Study Centre (Far East & South East Asia), University of Sindh, Jamshoro.	42	32	76.2
	37 Area Study Centre for Africa, North & South America, Quaid-i-Azam University, Islamabad.	32	23	71.9
	38 Area Study Centre for Europe, University of Karachi.	32	20	62.5
	39 Area Study Centre for Middle East & Arab Countries, University of Balochistan, Quetta.	45	29	64.4
	40 Centre for South Asian Studies, University of the Punjab, Lahore.	40	30	75.0
	41 Centre of Excellence in Gender Studies, Quaid-i-Azam University, Islamabad.	19	15	78.9
	42 Centre of Excellence in Marine Biology, University of Karachi.	60	54	90.0
	43 Centre of Excellence in Mineralogy, University of Balochistan, Quetta.	60	43	71.7
	44 Centre of Excellence in Solid State Physics, University of the Punjab, Lahore.	143	85	59.4
	45 Centre of Excellence in Water Resources Engineering, University of Engineering and Technology, Lahore.	61	33	54.1
	46 Federal Board of Intermediate & Secondary Education, Islamabad.	501	465	92.8

	47 Federal Government College of Home Economics and Management Sciences, Islamabad.	31	31	100.0
	48 Higher Education Commission, Islamabad.	938	623	66.4
	49 National Book Foundation, Islamabad.	141	154	109.2
	50 National Centre of Excellence in Analytical Chemistry, University of Sindh, Jamshoro.	78	62	79.5
	51 National Centre of Excellence in Geology, University of Peshawar.	232	102	44.0
	52 National Centre of Excellence in Molecular Biology, University of the Punjab, Lahore.	156	138	88.5
	53 National Centre of Excellence in Physical Chemistry, University of Peshawar.	63	40	63.5
	54 National College of Arts, Lahore, Rawalpindi.	286	246	86.0
	55 National Commission for Human Development, Islamabad.	2641	2387	90.4
	56 National Education Assessment System, Islamabad.	19	14	73.7
	57 National Education Foundation, Islamabad.	20	18	90.0
	58 National Institute of Historical and Cultural Research, Centre of Excellence, Quaid-i-Azam University, Islamabad.	78	50	64.1
	59 National Institute of Pakistan Studies, Quaid-i-Azam University, Islamabad.	48	38	79.2
	60 National Institute of Psychology, Centre of Excellence, Quaid-i-Azam University, Islamabad.	80	56	70.0
	61 National University of Modern Languages, Islamabad.	1810	1810	100.0
	62 National Vocational and Technical Training Commission, Islamabad.	346	266	76.9
	63 Pakistan Boy Scouts Association, Islamabad.	66	34	51.5
	64 Pakistan Girl Guides Association, Islamabad.	59	47	79.7
	65 Pakistan Study Centre, University of Balochistan, Quetta.	38	27	71.1
	66 Pakistan Study Centre, University of Karachi.	37	24	64.9
	67 Pakistan Study Centre, University of Peshawar.	30	23	76.7
	68 Pakistan Study Centre, University of the Punjab, Lahore.	30	21	70.0
	69 Private Educational Institutions Regulatory Authority, Islamabad.	33	27	81.8
	70 Sheikh Zayed Islamic Centre, University of Karachi.	55	43	78.2
	71 Sheikh Zayed Islamic Centre, Punjab University, Lahore	66	56	84.85
	72 Sheikh Zayed Islamic Centre, University of Peshawar.	91	58	63.7
	Sub. Total	8571	7248	84.6
Finance	73 Competition Commission of Pakistan, Islamabad.	157	135	86.0
	74 Financial Monitoring Unit, Karachi.	63	40	63.5
	75 First Women Bank Limited, Karachi.	458	458	100.0
	76 House Building Finance Company Limited, Karachi.	602	526	87.4
	77 Industrial Development Bank Limited, Karachi.	22	22	100.0
	78 National Bank of Pakistan, Karachi.	15003	15003	100.0
	79 National Investment Trust Limited, Karachi.	65	65	100.0
	80 Pakistan Security Printing Corporation (Pvt.) Limited, Karachi.	718	718	100.0
	81 Securities & Exchange Commission of Pakistan, Islamabad.	537	537	100.0
	82 S.M.E. Bank Ltd., Islamabad.	355	355	100
	83 State Bank of Pakistan, Karachi.	1165	1165	100
	84 Zarai Taraqati Bank Limited, Islamabad.	5412	5412	100
	Sub. Total	24557	24436	99.51
Foreign Affairs	85 Foreign Service Academy, Islamabad.	36	33	91.67
	86 Institute of Strategic Studies, Islamabad.	64	61	95.31
	Sub. Total	100	94	94.00
Housing & Works	87 Federal Government Employees Housing Foundation, Islamabad.	537	358	66.67
	88 National Construction Limited, Islamabad.	60	60	100.00
	89 Pakistan Housing Authority Foundation, Islamabad.	370	251	67.84
	Sub. Total	967	669	69.18
Human Rights	90 National Commission for Human Rights, Islamabad.	171	14	8.19
	91 National Commission on the Status of Women, Islamabad.	100	27	27.00
	92 National Trust for the Disabled, Islamabad.	27	17	62.96
	Sub. Total	298	58	19.46

Industries & Production	93	Engineering Development Board, Islamabad.	105	78	74.29
	94	Export Processing Zones Authority, Karachi.	848	709	83.61
	95	National Fertilizer Corporation of Pakistan (Pvt.) Limited, (Over all Pakistan).	558	510	91.40
	96	National Fertilizer Marketing Limited, Lahore.	485	444	91.55
	97	National Productivity Organization, Islamabad.	60	60	100.00
	98	Pakistan Industrial Technical Assistance Centre, Lahore.	405	282	69.63
	99	Pakistan Institute of Management, Karachi.	99	90	90.91
	100	Small and Medium Enterprises Development Authority, Lahore.	194	118	60.82
	101	Utility Stores Corporation of Pakistan (Pvt.) Limited, Islamabad.	14394	12842	89.22
	102	Enar Petrotech Services (Pvt.) Limited, Karachi.	72	72	100.00
	103	Pakistan Gems & Jewellery Development Company, Karachi.	121	121	100.00
	104	Pakistan Industrial Development Corporation (Pvt.) Limited, Karachi.	78	78	100.00
	105	Pakistan Steel Mills, Karachi.	12823	9606	74.91
	106	State Engineering Corporation, (Over all Pakistan).	426	411	96.48
		Sub. Total	30668	25421	82.89
Information & Broadcasting	107	Associated Press of Pakistan Corporation, Islamabad.	1002	941	93.91
	108	Institute of Regional Studies, Islamabad.	96	50	52.08
	109	Pakistan Broadcasting Corporation, Islamabad.	4038	2477	61.34
	110	Pakistan Television Corporation Limited, Islamabad.	6698	3827	57.14
	111	Pakistan Electronic Media Regulatory Authority, Islamabad.	829	603	72.74
	112	Press Council of Pakistan, Islamabad.	44	55	125.00
		Sub. Total	12707	7953	62.59
Information Technology and Telecommunications	113	IGNITE (National Technology Fund), Islamabad.	82	43	52.44
	114	National Telecommunication Corporation, Islamabad.	3054	2214	72.50
	115	Pakistan Telecommunication Employees Trust, Islamabad.	59	59	100.00
	116	Pakistan Software Export Board, Islamabad.	58	47	81.03
	117	Special Communication Organization, Rawalpindi.	1387	1207	87.02
	118	Telecom Foundation, Islamabad.	554	554	100.00
	119	Telephone Industries of Pakistan, Haripur.	184	184	100.00
	120	Virtual University of Pakistan, Lahore.	1089	780	71.63
		Sub. Total	6467	5088	78.68
Inter Provincial Coordination	121	Pakistan Cricket Board, Lahore.	638	638	100.00
	122	Pakistan Sports Board, Islamabad.	661	490	74.13
	123	Pakistan Veterinary Medical Council, Islamabad.	34	29	85.29
		Sub. Total	1333	1157	86.80
Interior	124	Capital Development Authority, Islamabad.	18774	13963	74.4
	125	National Database and Registration Authority, Islamabad.	9316	9316	100.0
	126	National Police Academy, Islamabad.	195	139	71.3
	127	National Police Foundation, Islamabad.	72	72	100.0
	128	National Counter Terrorism Authority, Islamabad.	705	124	17.6
		Sub. Total	29062	23614	81.3
Kashmir Affairs & Gilgit Baltistan	129	Northern Areas Transport Corporation (NATCO), Gilgit Baltistan.	909	909	100.0
Law and Justice	130	Banking Mohtasib Pakistan, Karachi.	86	67	77.9
	131	Federal Judicial Academy, Islamabad.	92	82	89.1
			Sub. Total	178	149
Maritime Affairs	132	Directorate of Seamen's Welfare & Seamen's Hostel, Karachi.	12	8	66.7
	133	Gwadar Port Authority, Gwadar.	419	299	71.4
	134	Karachi Port Trust, Karachi.	6842	4727	69.1
	135	Korangi Fisheries Harbour Authority, Karachi.	78	49	62.8
	136	Pakistan Marine Academy, Karachi.	211	157	74.4
	137	Pakistan National Shipping Corporation, Karachi.	58	58	100.0
	138	Port Qasim Authority, Karachi.	2001	1787	89.3
		Sub. Total	9621	7085	73.6

National Food Security and Research	139	Fisheries Development Board, Islamabad.	20	20	100.0	
	140	Livestock and Dairy Development Board, Islamabad.	15	15	100.0	
	141	Pakistan Agricultural Research Council, Islamabad.	2820	2183	77.4	
	142	Pakistan Agricultural Storage & Services Corporation Limited, Lahore.	1250	974	77.9	
	143	Pakistan Central Cotton Committee, Multan.	752	323	43.0	
	144	Pakistan Oilseed Development Board, Islamabad.	259	122	47.1	
		Sub. Total	5116	3637	71.1	
National Health Services Regulations & Coordination	145	College of Physicians & Surgeons, Karachi.	476	365	76.7	
	146	Drug Regulatory Authority of Pakistan, Islamabad, Karachi, Lahore, Peshawar, Quetta.	917	680	74.2	
	147	Health Services Academy, Islamabad.	46	31	67.4	
	148	National Council for Homoeopathy, Rawalpindi.	40	35	87.5	
	149	National Council for Tibb, Islamabad.	18	16	88.9	
	150	National Institute of Health, Islamabad.	1055	756	71.7	
	151	Pakistan Medical and Dental Council, Islamabad.	277	216	78.0	
	152	Pakistan Health Research Council, Islamabad.	349	224	64.2	
	153	Pakistan Nursing Council, Islamabad.	11	11	100.0	
	154	Pharmacy Council of Pakistan, Islamabad.	6	2	33.3	
	155	Sehat Sahulat Program, Islamabad.	88	15	17.0	
		Sub. Total	3283	2351	71.6	
National History & Literary Heritage	156	Aiwan-e-Iqbal Complex, Lahore.	81	74	91.4	
	157	Iqbal Academy Pakistan, Lahore.	62	50	80.6	
	158	National Institute of Folk & Traditional Heritage (Lokvira), Islamabad.	106	53	50.0	
	159	Pakistan Academy of Letters, Islamabad.	130	73	56.2	
	160	Pakistan National Council of the Arts, Islamabad.	189	145	76.72	
	161	Quaid-i-Azam Mazar Management Board, Karachi.	147	88	59.9	
		Sub. Total	715	483	67.6	
Overseas Pakistanis and Human Resource Development	162	Employees Old-age Benefits Institution, Karachi.	1478	783	53.0	
	163	Overseas Employment Corporation, Islamabad.	95	82	86.3	
	164	Overseas Pakistanis Foundation (including employees of Schools and Colleges under OPF projects), Islamabad.	2290	1722	75.2	
		165	Workers Welfare Fund, Islamabad.	327	273	83.5
		Sub. Total	4190	2860	68.3	
Petroleum	166	Government Holdings (Pvt.) Limited, Islamabad.	121	53	43.8	
	167	Hydrocarbon Development Institute of Pakistan, Islamabad.	486	300	61.7	
	168	Inter State Gas Systems (Pvt.) Ltd., Islamabad.	93	44	47.3	
	169	Lakhra Coal Development Company Ltd., Karachi.	85	85	100.0	
	170	Oil & Gas Development Company Ltd., Islamabad.	13823	11924	86.3	
	171	Pakistan Mineral Development Corporation, Islamabad.	1194	1385	116.0	
	172	Pakistan Petroleum Limited, Karachi.	2764	2764	100.0	
	173	Pakistan State Oil Company Limited, Karachi.	2675	2586	96.7	
	174	Saindak Metals Limited, Quetta.	61	61	100.0	
	175	Sui Northern Gas Pipelines Limited, Lahore.	12434	8880	71.4	
		176	Sui Southern Gas Company Limited, Karachi.	6762	6730	99.5
		Sub. Total	40498	34812	86.0	
Planning Development & Reform	177	Pakistan Environmental Planning and Architectural Consultants Private Limited, Islamabad.	70	70	100.0	
	178	Pakistan Institute of Development Economics, Islamabad.	334	245	73.4	
		Sub. Total	404	315	78.0	
Powerty Alleviation & Social Safety	179	Benazir Income Support Programme, Islamabad.	4134	1677	40.6	
	180	Pakistan Bait-ul-Mall, Islamabad.	4124	2690	65.2	
		Sub. Total	8258	4367	52.9	

Power	181	Alternative Energy Development Board, Islamabad.	376	111	29.5	
	182	National Energy Efficiency and Conservation Authority, Islamabad.	48	33	68.8	
	183	National Engineering Services Pakistan (Pvt.) Limited, Lahore.	2670	2670	100.0	
	184	Pakistan Electric Power Company (Pvt.) Limited, Lahore.	198135	133563	67.4	
		Sub. Total	201229	136377	67.8	
Privatization	185	Privatization Commission, Islamabad.	141	107	75.9	
Religious Affairs and Inter-faith Harmony	186	Evacuee Trust Property Board, Lahore.	2088	1758	84.2	
Science & Technology	187	Council for Works & Housing Research, Karachi.	144	78	54.2	
	188	COMSATS University, Islamabad.	5998	5425	90.4	
	189	National Institute of Electronics, Islamabad.	223	135	60.5	
	190	National Institute of Oceanography, Karachi.	141	99	70.2	
	191	National University of Sciences & Technology, Islamabad.	5189	3941	75.9	
	192	Pakistan Council of Scientific & Industrial Research, Islamabad.	2762	2034	73.6	
	193	Pakistan Council of Renewable Energy Technologies, Islamabad.	209	125	59.8	
	194	Pakistan Council of Research in Water Resources, Islamabad.	502	413	82.3	
	195	Pakistan Council for Science & Technology, Islamabad.	74	52	70.3	
	196	Pakistan Engineering Council, Islamabad.	560	253	45.2	
	197	Pakistan Museum of Natural History, Islamabad.	143	104	72.7	
	198	Pakistan National Accreditation Council, Islamabad.	42	36	85.7	
	199	Pakistan Science Foundation, Islamabad.	210	169	80.5	
	200	Pakistan Scientific and Technological Information Centre, Islamabad.	164	139	84.8	
	201	Pakistan Standards & Quality Control Authority, Karachi.	762	489	64.2	
	202	STEDEC Technology Commercialization Corporation of Pakistan (Pvt.) Limited, Lahore.	21	21	100.0	
			Sub. Total	17144	13513	78.8
	States & Frontier Regions	203	Cadet College, Razmak (NWA).	205	197	96.1
	Textile	204	National Textile University, Faisalabad.	620	481	77.6
205		National Textile University, Karachi.	31	31	100.0	
206		Pakistan Cotton Standards Institute, Karachi.	233	145	62.2	
		Sub. Total	884	657	74.3	
Water Resources	207	Indus River System Authority, Islamabad.	106	91	85.8	
	208	Water & Power Development Authority, Lahore.	22488	18018	80.1	
		Sub. Total	22594	18109	80.1	
Prime Minister's Office (Public)	209	National Disaster Management Authority, Islamabad.	158	153	96.8	
		Grand Total	521291	389297	74.7	

TABLE-2
SANCTIONED STRENGTH OF OFFICERS AND STAFF

DIVISION	CORPORATION / BODY	OFFICERS IN BS 17-22 OR EQUIVALENT	STAFF IN BS 1-16 OR EQUIVALENT	TOTAL
Aviation	1 Civil Aviation Authority, Karachi.	1429	7843	9272
	2 Pakistan International Airlines, Karachi.	4269	13997	18266
	Sub. Total	5698	21840	27538
Cabinet	3 Abandoned Properties Organization (APO), Islamabad, Karachi.	10	46	56
	4 Frequency Allocation Board, Islamabad.	78	225	303
	5 National Electric Power Regulatory Authority, Islamabad.	145	233	378
	6 Oil and Gas Regulatory Authority, Islamabad.	151	129	280
	7 Pakistan Study Centre, University of Sindh, Jamshoro.	12	32	44
	8 Pakistan Telecommunication Authority, Islamabad.	149	311	460
	9 Pakistan Tourism Development Corporation, Rawalpindi, Lahore, Islamabad.	76	343	419
	10 Printing Corporation of Pakistan (Pvt.) Ltd., Islamabad.	42	1019	1061
	11 Public Procurement Regulatory Authority, Islamabad.	43	112	155
	Sub. Total	706	2450	3156
	Commerce	12 Intellectual Property Organization of Pakistan (The Patent Office + Trade Marks Registry + Central Copy Right Office), Islamabad.	87	203
13 National Insurance Company Limited, Karachi.		226	524	750
14 National Tariff Commission, Islamabad.		35	74	109
15 Pakistan Horticulture Development and Export Company, Islamabad.		6	5	11
16 Pakistan Reinsurance Company Limited, Karachi.		69	120	189
17 Pakistan Tobacco Board, Peshawar		74	234	308
18 State Life Insurance Corporation of Pakistan, Karachi.		1905	3238	5143
19 Trading Corporation of Pakistan (Pvt.) Ltd., Karachi.		53	383	436
Sub. Total		2455	4781	7236
Communications	20 National Highway Authority, Islamabad.	464	1644	2108
Climate Change	21 Global Change Impact Studies Centre, Islamabad.	40	14	54
Defence Production	22 Heavy Industries Taxila Board, Taxila	120	5093	5213
	23 Karachi Shipyard & Engineering Works Limited, Karachi.	250	2559	2809
	24 Pakistan Aeronautical Complex Board, Kamra	74	5744	5818
	25 Pakistan Ordnance Factories Board, Wah Cantt.	591	31867	32458
	Sub. Total	1035	45263	46298
Establishment	26 Civil Services Academy, Lahore.	40	476	516
	27 Federal Employees Benevolent & Group Insurance Funds, Islamabad.	37	142	179
	28 National Institute of Management, Islamabad.	24	72	96
	29 National Institute of Management, Karachi	34	168	202
	30 National Institute of Management, Peshawar.	33	168	201
	31 National Institute of Management, Quetta.	29	167	196
	32 National Institute of Management, Lahore.	28	168	196
	33 National School of Public Policy Secretariat and its Integral Units, Lahore.	130	675	805
	34 Pakistan Academy for Rural Development, Peshawar.	31	134	165
	Sub. Total	386	2170	2556
Federal Education and Professional Training	35 Area Study Centre for (Russia, China & Central Asia), University of Peshawar.	21	43	64
	36 Area Study Centre (Far East & South East Asia), University of Sindh, Jamshoro	17	25	42
	37 Area Study Centre for Africa, North & South America, Quaid-i-Azam University, Islamabad.	14	18	32
	38 Area Study Centre for Europe, University of Karachi.	16	16	32
	39 Area Study Centre for Middle East & Arab Countries, University of Balochistan, Quetta.	13	32	45
	40 Centre for South Asian Studies, University of the Punjab, Lahore.	12	28	40
	41 Centre of Excellence in Gender Studies, Quaid-i-Azam University, Islamabad.	13	6	19
	42 Centre of Excellence in Marine Biology, University of Karachi.	28	32	60
	43 Centre of Excellence in Mineralogy, University of Balochistan, Quetta.	22	38	60
	44 Centre of Excellence in Solid State Physics, University of the Punjab, Lahore.	24	119	143
	45 Centre of Excellence in Water Resources Engineering, University of Engineering and Technology, Lahore	18	43	61
	46 Federal Board of Intermediate & Secondary Education, Islamabad.	61	440	501
	47 Federal Government College of Home Economics and Management Sciences, Islamabad.	20	11	31

	48	Higher Education Commission, Islamabad.	299	639	938
	49	National Book Foundation, Islamabad.	28	113	141
	50	National Centre of Excellence in Analytical Chemistry, University of Sindh, Jamshoro.	28	50	78
	51	National Centre of Excellence in Geology, University of Peshawar.	88	144	232
	52	National Centre of Excellence in Molecular Biology, University of the Punjab, Lahore	54	102	156
	53	National Centre of Excellence in Physical Chemistry, University of Peshawar.	27	36	63
	54	National College of Arts, Lahore. Rawalpindi.	103	183	286
	55	National Commission for Human Development, Islamabad.	416	2225	2641
	56	National Education Assessment System, Islamabad.	12	7	19
	57	National Education Foundation, Islamabad.	4	16	20
	58	National Institute of Historical and Cultural Research, Centre of Excellence, Quaid-i-Azam University, Islamabad.	22	56	78
	59	National Institute of Pakistan Studies, Quaid-i-Azam University, Islamabad.	22	26	48
	60	National Institute of Psychology, Centre of Excellence, Quaid-i-Azam University, Islamabad	38	42	80
	61	National University of Modern Languages , Islamabad.	1167	643	1810
	62	National Vocational and Technical Training Commission, Islamabad.	114	232	346
	63	Pakistan Boy Scouts Association, Islamabad.	7	59	66
	64	Pakistan Girl Guides Association, Islamabad.	19	40	59
	65	Pakistan Study Centre, University of Balochistan, Quetta.	18	20	38
	66	Pakistan Study Centre, University of Karachi.	16	21	37
	67	Pakistan Study Centre, University of Peshawar.	12	18	30
	68	Pakistan Study Centre, University of the Punjab, Lahore.	12	18	30
	69	Private Educational Institutions Regulatory Authority, Islamabad.	7	26	33
	70	Sheikh Zayed Islamic Centre, University of Karachi.	18	37	55
	71	Sheikh Zayed Islamic Centre, Punjab University , Lahore	23	43	66
	72	Sheikh Zayed Islamic Centre, University of Peshawar.	22	69	91
		Sub. Total	2855	5716	8571
Finance	73	Competition Commission of Pakistan , Islamabad.	86	71	157
	74	Financial Monitoring Unit, Karachi.	34	29	63
	75	First Women Bank Limited , Karachi.	233	225	458
	76	House Building Finance Company Limited, Karachi	259	343	602
	77	Industrial Development Bank Limited, Karachi.	11	11	22
	78	National Bank of Pakistan, Karachi.	9262	5741	15003
	79	National Investment Trust Limited, Karachi.	55	10	65
	80	Pakistan Security Printing Corporation (Pvt.) Limited, Karachi.	121	597	718
	81	Securities & Exchange Commission of Pakistan, Islamabad.	351	186	537
	82	S.M.E. Bank Ltd., Islamabad.	270	85	355
	83	State Bank of Pakistan, Karachi.	1098	67	1165
	84	Zarai Taraqiat Bank Limited, Islamabad.	4625	787	5412
		Sub. Total	16405	8152	24557
Foreign Affairs	85	Foreign Service Academy, Islamabad.	10	26	36
	86	Institute of Strategic Studies, Islamabad.	30	34	64
		Sub. Total	40	60	100
Housing & Works	87	Federal Government Employees Housing Foundation, Islamabad.	95	442	537
	88	National Construction Limited, Islamabad.	20	40	60
	89	Pakistan Housing Authority Foundation, Islamabad.	84	286	370
		Sub. Total	199	768	967
Human Rights	90	National Commission for Human Rights, Islamabad.	42	129	171
	91	National Commission on the Status of Women, Islamabad.	23	77	100
	92	National Trust for the Disabled, Islamabad.	8	19	27
		Sub. Total	73	225	298
Industries & Production	93	Engineering Development Board, Islamabad.	51	54	105
	94	Export Processing Zones Authority, Karachi.	79	769	848
	95	National Fertilizer Corporation of Pakistan (Pvt.) Limited, (Over all Pakistan).	267	291	558
	96	National Fertilizer Marketing Limited, Lahore.	88	397	485

	97	National Productivity Organization, Islamabad.	21	39	60
	98	Pakistan Industrial Technical Assistance Centre, Lahore.	77	328	405
	99	Pakistan Institute of Management, Karachi.	22	77	99
	100	Small and Medium Enterprises Development Authority, Lahore.	157	37	194
	101	Utility Stores Corporation of Pakistan (Pvt.) Limited, Islamabad.	155	14239	14394
	102	Enar Petrotech Services (Pvt.) Limited, Karachi.	44	28	72
	103	Pakistan Gems & Jewellery Development Company, Karachi.	30	91	121
	104	Pakistan Industrial Development Corporation (Pvt.) Limited, Karachi.	30	48	78
	105	Pakistan Steel Mills, Karachi.	3466	9357	12823
	106	State Engineering Corporation, (Over all Pakistan).	124	302	426
		Sub. Total	4611	26057	30668
Information & Broadcasting	107	Associated Press of Pakistan Corporation, Islamabad.	115	887	1002
	108	Institute of Regional Studies, Islamabad.	29	67	96
	109	Pakistan Broadcasting Corporation, Islamabad.	988	3050	4038
	110	Pakistan Television Corporation Limited, Islamabad.	2547	4151	6698
	111	Pakistan Electronic Media Regulatory Authority, Islamabad.	168	661	829
	112	Press Council of Pakistan, Islamabad.	11	33	44
		Sub. Total	3858	8849	12707
Information Technology and Telecommunications	113	IGNITE (National Technology Fund), Islamabad.	72	10	82
	114	National Telecommunication Corporation, Islamabad.	340	2714	3054
	115	Pakistan Telecommunication Employees Trust, Islamabad.	16	43	59
	116	Pakistan Software Export Board, Islamabad.	40	18	58
	117	Special Communication Organization, Rawalpindi.	4	1383	1387
	118	Telecom Foundation, Islamabad.	115	439	554
	119	Telephone Industries of Pakistan, Haripur.	44	140	184
	120	Virtual University of Pakistan, Lahore.	788	301	1089
		Sub. Total	1419	5048	6467
Inter Provincial Coordination	121	Pakistan Cricket Board, Lahore.	204	434	638
	122	Pakistan Sports Board, Islamabad.	62	599	661
	123	Pakistan Veterinary Medical Council, Islamabad.	5	29	34
		Sub. Total	271	1062	1333
Interior	124	Capital Development Authority, Islamabad.	1024	17750	18774
	125	National Database and Registration Authority, Islamabad.	649	8667	9316
	126	National Police Academy, Islamabad.	25	170	195
	127	National Police Foundation, Islamabad.	12	60	72
	128	National Counter Terrorism Authority, Islamabad.	198	507	705
		Sub. Total	1908	27154	29062
Kashmir Affairs & Gilgit Baltistan	129	Northern Areas Transport Corporation (NATCO), Gilgit Baltistan.	30	879	909
Law and Justice	130	Banking Mohtasib Pakistan, Karachi.	55	31	86
	131	Federal Judicial Academy, Islamabad.	16	76	92
		Sub. Total	71	107	178
Maritime Affairs	132	Directorate of Seamen's Welfare & Seamen's Hostel, Karachi.	1	11	12
	133	Gwadar Port Authority, Gwadar.	84	335	419
	134	Karachi Port Trust, Karachi.	425	6417	6842
	135	Korangi Fisheries Harbour Authority, Karachi.	10	68	78
	136	Pakistan Marine Academy, Karachi.	31	180	211
	137	Pakistan National Shipping Corporation, Karachi.	45	13	58
	138	Port Qasim Authority, Karachi.	295	1706	2001
		Sub. Total	891	8730	9621
National Food Security and Research	139	Fisheries Development Board, Islamabad.	7	13	20
	140	Livestock and Dairy Development Board, Islamabad.	9	6	15
	141	Pakistan Agricultural Research Council, Islamabad.	977	1843	2820
	142	Pakistan Agricultural Storage & Services Corporation Limited, Lahore.	119	1131	1250
	143	Pakistan Central Cotton Committee, Multan.	150	602	752
	144	Pakistan Oilseed Development Board, Islamabad.	60	199	259
		Sub. Total	1322	3794	5116
National Health Services Regulations & Coordination	145	College of Physicians & Surgeons, Karachi.	114	362	476
	146	Drug Regulatory Authority of Pakistan, Islamabad, Karachi, Lahore, Peshawar, Quetta.	330	587	917

	147	Health Services Academy, Islamabad.	21	25	46
	148	National Council for Homoeopathy, Rawalpindi.	1	39	40
	149	National Council for Tibb, Islamabad.	2	16	18
	150	National Institute of Health, Islamabad.	145	910	1055
	151	Pakistan Medical and Dental Council, Islamabad.	51	226	277
	152	Pakistan Health Research Council, Islamabad.	92	257	349
	153	Pakistan Nursing Council, Islamabad.	4	7	11
	154	Pharmacy Council of Pakistan, Islamabad.	1	5	6
	155	Sehat Sahulat Program, Islamabad.	27	61	88
		Sub. Total	788	2495	3283
National History & Literary Heritage	156	Aiwan-e-Iqbal Complex, Lahore.	2	79	81
	157	Iqbal Academy Pakistan, Lahore.	13	49	62
	158	National Institute of Folk & Traditional Heritage (Lokvirsa), Islamabad.	28	78	106
	159	Pakistan Academy of Letters, Islamabad.	24	106	130
	160	Pakistan National Council of the Arts, Islamabad.	44	145	189
	161	Quaid-i-Azam Mazar Management Board, Karachi.	6	141	147
		Sub. Total	117	598	715
Overseas Pakistanis and Human Resource Development	162	Employees Old-age Benefits Institution, Karachi.	673	805	1478
	163	Overseas Employment Corporation, Islamabad.	28	67	95
	164	Overseas Pakistanis Foundation (including employees of Schools and Colleges under OPF projects), Islamabad.	326	1964	2290
	165	Workers Welfare Fund, Islamabad.	85	242	327
		Sub. Total	1112	3078	4190
Petroleum	166	Government Holdings (Pvt.) Limited, Islamabad.	62	59	121
	167	Hydrocarbon Development Institute of Pakistan, Islamabad.	124	362	486
	168	Inter State Gas Systems (Pvt.) Ltd., Islamabad.	93	0	93
	169	Lakhra Coal Development Company Ltd., Karachi.	15	70	85
	170	Oil & Gas Development Company Ltd., Islamabad.	2946	10877	13823
	171	Pakistan Mineral Development Corporation, Islamabad.	130	1064	1194
	172	Pakistan Petroleum Limited, Karachi.	1262	1502	2764
	173	Pakistan State Oil Company Limited, Karachi.	0	2675	2675
	174	Saindak Metals Limited, Quetta.	18	43	61
	175	Sui Northern Gas Pipelines Limited, Lahore.	2076	10358	12434
	176	Sui Southern Gas Company Limited, Karachi.	2457	4305	6762
		Sub. Total	9183	31315	40498
Planning Development & Reform	177	Pakistan Environmental Planning and Architectural Consultants Private Limited, Islamabad.	21	49	70
	178	Pakistan Institute of Development Economics, Islamabad.	177	157	334
		Sub. Total	198	206	404
Poverty Alleviation & Social Safety	179	Benazir Income Support Programme, Islamabad.	823	3311	4134
	180	Pakistan Bait-ul-Mall, Islamabad.	343	3781	4124
		Sub. Total	1166	7092	8258
Power	181	Alternative Energy Development Board, Islamabad.	102	274	376
	182	National Energy Efficiency and Conservation Authority, Islamabad.	13	35	48
	183	National Engineering Services Pakistan (Pvt.) Limited, Lahore.	1668	1002	2670
	184	Pakistan Electric Power Company (Pvt.) Limited, Lahore.	7203	190932	198135
		Sub. Total	8986	192243	201229
Privatization	185	Privatization Commission, Islamabad.	22	119	141
Religious Affairs and Inter-faith Harmony	186	Evacuee Trust Property Board, Lahore.	83	2005	2088
Science & Technology	187	Council for Works & Housing Research, Karachi.	33	111	144
	188	COMSATS University, Islamabad.	3133	2865	5998
	189	National Institute of Electronics, Islamabad.	87	136	223
	190	National Institute of Oceanography, Karachi.	51	90	141
	191	National University of Sciences & Technology, Islamabad.	1662	3527	5189
	192	Pakistan Council of Scientific & Industrial Research, Islamabad.	744	2018	2762

	193	Pakistan Council of Renewable Energy Technologies, Islamabad.	43	166	209
	194	Pakistan Council of Research in Water Resources, Islamabad.	107	395	502
	195	Pakistan Council for Science & Technology, Islamabad.	28	46	74
	196	Pakistan Engineering Council, Islamabad.	151	409	560
	197	Pakistan Museum of Natural History, Islamabad.	45	98	143
	198	Pakistan National Accreditation Council, Islamabad.	13	29	42
	199	Pakistan Science Foundation, Islamabad.	49	161	210
	200	Pakistan Scientific and Technological Information Centre, Islamabad.	39	125	164
	201	Pakistan Standards & Quality Control Authority, Karachi.	289	473	762
	202	STEDEC Technology Commercialization Corporation of Pakistan (Pvt.) Limited, Lahore.	8	13	21
		Sub. Total	6482	10662	17144
States & Frontier Regions	203	Cadet College, Razmak (NWA).	43	162	205
Textile	204	National Textile University, Faisalabad.	284	336	620
	205	National Textile University, Karachi.	10	21	31
	206	Pakistan Cotton Standards Institute, Karachi.	51	182	233
		Sub. Total	345	539	884
Water Resources	207	Indus River System Authority, Islamabad.	25	81	106
	208	Water & Power Development Authority, Lahore.	2633	19855	22488
		Sub. Total	2658	19936	22594
Prime Minister's Office (Public)	209	National Disaster Management Authority, Islamabad.	37	121	158
		Grand Total	75957	445334	521291

TABLE- 3**OVERALL DOMICILE WISE POSITION OF ACTUAL WORKING EMPLOYEES**

DOMICILE	OFFICERS IN BS 17 - 22 OR EQUIVALENT	STAFF IN BS 1- 16 OR EQUIVALENT	TOTAL	% SHARE
ISLAMABAD	1246	7126	8372	2.15
PUNJAB	30425	181607	212032	54.47
SINDH	18109	63125	81234	20.87
SINDH RURAL	7956	28916	36872	9.47
SINDH URBAN	10153	34209	44362	11.40
KHYBER PAKHTUNKHWA	8131	49219	57350	14.73
BALUCHISTAN	2958	14269	17227	4.43
AZAD JAMMU & KASHMIR	1108	4904	6012	1.54
GILGIT BALTISTAN	514	2927	3441	0.88
FEDERALLY ADMINISTERED TRIBAL AREAS	663	2966	3629	0.93
TOTAL	63154	326143	389297	100.00

TABLE- 4			
COMPARISON OF DOMICILE WISE ACTUAL WORKING STRENGTH OF EMPLOYEES FOR 2018-2019 AND 2019-2020			
DOMICILE	2018-2019	2019-2020	% CHANGE
PUNJAB (including Islamabad)	223255	220404	-1.28
SINDH	87532	81234	-7.20
SINDH RURAL	38901	36872	-5.22
SINDH URBAN	48631	44362	-8.78
KHYBER PAKHTUNKHWA	58154	57350	-1.38
BALUCHISTAN	17500	17227	-1.56
AZAD JAMMU & KASHMIR	5974	6012	0.64
GILGIT BALTISTAN	3419	3441	0.64
FEDERALLY ADMINISTERED TRIBAL AREAS	3431	3629	5.77
TOTAL	399265	389297	-2.50

TABLE-5
DOMICILE WISE ACTUAL WORKING STRENGTH OF OFFICERS AND STAFF

DIVISION	CORPORATION / BODY	DOMICILE	OFFICERS IN BS 17-22 OR EQUIVALENT	STAFF IN BS 1-16 OR EQUIVALENT	TOTAL
Aviation	1 Civil Aviation Authority, Karachi.	ISLAMABAD	0	0	0
		PUNJAB	630	3128	3758
		SINDH R	160	653	813
		SINDH U	306	1947	2253
		KP	151	899	1050
		BALUCHISTAN	77	402	479
		AJ&K	27	81	108
		GB	17	122	139
		FATA	32	65	97
		TOTAL	1400	7297	8697
	2 Pakistan International Airlines, Karachi.	ISLAMABAD	53	66	119
		PUNJAB	1473	3641	5114
		SINDH R	660	916	1576
		SINDH U	890	2074	2964
		KP	391	1117	1508
		BALUCHISTAN	135	266	401
		AJ&K	41	122	163
		GB	24	92	116
		FATA	30	57	87
		TOTAL	3697	8351	12048
	SUB.TOTAL	5097	15648	20745	
Cabinet	3 Abandoned Properties Organization (APO), Islamabad, Karachi.	ISLAMABAD	0	1	1
		PUNJAB	3	9	12
		SINDH R	1	0	1
		SINDH U	0	14	14
		KP	0	4	4
		BALUCHISTAN	0	0	0
		AJ&K	1	0	1
		GB	0	0	0
		FATA	0	0	0
		TOTAL	5	28	33
	4 Frequency Allocation Board, Islamabad.	ISLAMABAD	1	6	7
		PUNJAB	15	114	129
		SINDH R	3	11	14
		SINDH U	1	9	10
		KP	6	28	34
		BALUCHISTAN	2	5	7
		AJ&K	0	5	5
		GB	0	1	1
		FATA	0	4	4
		TOTAL	28	183	211
	5 National Electric Power Regulatory Authority, Islamabad.	ISLAMABAD	5	17	22
		PUNJAB	38	110	148
		SINDH R	9	11	20
		SINDH U	7	7	14
		KP	18	40	58
		BALUCHISTAN	6	9	15
		AJ&K	3	5	8
		GB	1	2	3
FATA		2	2	4	
TOTAL		89	203	292	
6 Oil and Gas Regulatory Authority, Islamabad.	ISLAMABAD	6	8	14	
	PUNJAB	85	68	153	
	SINDH R	11	5	16	
	SINDH U	2	4	6	
	KP	18	23	41	
	BALUCHISTAN	10	5	15	
	AJ&K	2	4	6	
	GB	0	1	1	
	FATA	0	0	0	
	TOTAL	134	118	252	

	7 Pakistan Study Centre, University of Sindh, Jamshoro.	ISLAMABAD	0	0	0
		PUNJAB	0	0	0
		SINDH R	5	16	21
		SINDH U	2	16	18
		KP	0	0	0
		BALUCHISTAN	0	0	0
		AJ&K	0	0	0
		GB	0	0	0
		FATA	0	0	0
	TOTAL	7	32	39	
	8 Pakistan Telecommunication Authority, Islamabad.	ISLAMABAD	10	26	36
		PUNJAB	46	147	193
		SINDH R	10	20	30
		SINDH U	13	11	24
		KP	14	51	65
		BALUCHISTAN	8	16	24
		AJ&K	2	9	11
		GB	0	2	2
		FATA	5	8	13
	TOTAL	108	290	398	
	9 Pakistan Tourism Development Corporation, Rawalpindi, Lahore, Islamabad.	ISLAMABAD	0	3	3
		PUNJAB	23	119	142
		SINDH R	0	4	4
		SINDH U	1	0	1
		KP	19	102	121
		BALUCHISTAN	4	3	7
		AJ&K	1	21	22
		GB	0	37	37
		FATA	1	0	1
	TOTAL	49	289	338	
	10 Printing Corporation of Pakistan (Pvt.) Ltd., Islamabad.	ISLAMABAD	0	0	0
		PUNJAB	9	279	288
		SINDH R	2	24	26
		SINDH U	2	101	103
		KP	2	54	56
		BALUCHISTAN	0	12	12
		AJ&K	0	47	47
		GB	0	0	0
		FATA	0	1	1
	TOTAL	15	518	533	
	11 Public Procurement Regulatory Authority, Islamabad.	ISLAMABAD	0	6	6
		PUNJAB	20	39	59
		SINDH R	5	1	6
		SINDH U	0	1	1
		KP	4	9	13
		BALUCHISTAN	0	1	1
		AJ&K	0	1	1
		GB	0	0	0
		FATA	0	0	0
	TOTAL	29	58	87	
		SUB.TOTAL	464	1719	2183
Commerce	12 Intellectual Property Organization of Pakistan (The Patent Office + Trade Marks Registry + Central Copy Right Office), Islamabad.	ISLAMABAD	0	1	1
		PUNJAB	25	35	60
		SINDH R	5	19	24
		SINDH U	3	44	47
		KP	6	6	12
		BALUCHISTAN	2	1	3
		AJ&K	0	0	0
		GB	0	1	1
		FATA	0	0	0
	TOTAL	41	107	148	

13 National Insurance Company Limited, Karachi.	ISLAMABAD	2	8	10
	PUNJAB	50	263	313
	SINDH R	22	70	92
	SINDH U	28	109	137
	KP	8	21	29
	BALUCHISTAN	1	2	3
	AJ&K	0	2	2
	GB	1	1	2
	FATA	0	0	0
TOTAL	112	476	588	
14 National Tariff Commission, Islamabad.	ISLAMABAD	0	4	4
	PUNJAB	16	40	56
	SINDH R	5	6	11
	SINDH U	1	2	3
	KP	6	10	16
	BALUCHISTAN	1	2	3
	AJ&K	1	2	3
	GB	1	0	1
	FATA	1	1	2
TOTAL	32	67	99	
15 Pakistan Horticulture Development and Export Company, Islamabad.	ISLAMABAD	0	0	0
	PUNJAB	4	4	8
	SINDH R	0	0	0
	SINDH U	0	1	1
	KP	1	0	1
	BALUCHISTAN	0	0	0
	AJ&K	1	0	1
	GB	0	0	0
	FATA	0	0	0
TOTAL	6	5	11	
16 Pakistan Reinsurance Company Limited, Karachi.	ISLAMABAD	0	0	0
	PUNJAB	8	22	30
	SINDH R	8	18	26
	SINDH U	45	66	111
	KP	1	8	9
	BALUCHISTAN	6	2	8
	AJ&K	1	3	4
	GB	0	1	1
	FATA	0	0	0
TOTAL	69	120	189	
17 Pakistan Tobacco Board, Peshawar.	ISLAMABAD	0	1	1
	PUNJAB	23	62	85
	SINDH R	5	1	6
	SINDH U	2	2	4
	KP	13	129	142
	BALUCHISTAN	2	3	5
	AJ&K	1	0	1
	GB	0	0	0
	FATA	3	4	7
TOTAL	49	202	251	
18 State Life Insurance Corporation of Pakistan, Karachi.	ISLAMABAD	10	4	14
	PUNJAB	872	1099	1971
	SINDH R	312	592	904
	SINDH U	247	196	443
	KP	182	276	458
	BALUCHISTAN	29	17	46
	AJ&K	32	57	89
	GB	2	1	3
	FATA	18	11	29
TOTAL	1704	2253	3957	

	19	Trading Corporation of Pakistan (Pvt.) Ltd., Karachi.	ISLAMABAD	0	1	1
			PUNJAB	14	107	121
			SINDH R	18	55	73
			SINDH U	20	181	201
			KP	0	23	23
			BALOCHISTAN	1	3	4
			AJ&K	0	10	10
			GB	0	2	2
			FATA	0	1	1
			TOTAL	53	383	436
			SUB.TOTAL	2066	3613	5679
Communications	20	National Highway Authority, Islamabad.	ISLAMABAD	4	47	51
			PUNJAB	108	551	659
			SINDH R	51	135	186
			SINDH U	16	47	63
			KP	57	233	290
			BALOCHISTAN	23	60	83
			AJ&K	2	21	23
			GB	0	10	10
			FATA	9	21	30
			TOTAL	270	1125	1395
Climate Change	21	Global Change Impact Studies Centre, Islamabad.	ISLAMABAD	3	3	6
			PUNJAB	10	9	19
			SINDH R	0	0	0
			SINDH U	0	0	0
			KP	4	0	4
			BALOCHISTAN	0	0	0
			AJ&K	0	1	1
			GB	0	0	0
			FATA	0	0	0
			TOTAL	17	13	30
Defence Production	22	Heavy Industries Taxila Board, Taxila.	ISLAMABAD	0	0	0
			PUNJAB	63	2934	2997
			SINDH R	14	206	220
			SINDH U	4	168	172
			KP	25	978	1003
			BALOCHISTAN	4	77	81
			AJ&K	1	72	73
			GB	0	13	13
			FATA	1	64	65
			TOTAL	112	4512	4624
	23	Karachi Shipyard & Engineering Works Limited, Karachi.	ISLAMABAD	2	0	2
			PUNJAB	47	213	260
			SINDH R	35	115	150
			SINDH U	146	1946	2092
			KP	17	253	270
			BALOCHISTAN	1	4	5
			AJ&K	1	19	20
			GB	1	0	1
			FATA	0	9	9
			TOTAL	250	2559	2809
	24	Pakistan Aeronautical Complex Board, Kamra.	ISLAMABAD	2	19	21
			PUNJAB	26	3254	3280
			SINDH R	2	286	288
			SINDH U	1	187	188
			KP	9	712	721
			BALOCHISTAN	1	85	86
			AJ&K	0	64	64
			GB	0	8	8
			FATA	0	74	74
			TOTAL	41	4689	4730

	25	Pakistan Ordnance Factories Board, Wah Cantt.	ISLAMABAD	1	116	117	
			PUNJAB	259	16617	16876	
			SINDH R	41	385	426	
			SINDH U	31	425	456	
			KP	70	3285	3355	
			BALUCHISTAN	16	122	138	
			AJ&K	10	395	405	
			GB	5	48	53	
			FATA	16	169	185	
			TOTAL	449	21562	22011	
			SUB.TOTAL	852	33322	34174	
Establishment	26	Civil Services Academy, Lahore.	ISLAMABAD	0	0	0	
			PUNJAB	25	349	374	
			SINDH R	0	10	10	
			SINDH U	0	2	2	
			KP	0	8	8	
			BALUCHISTAN	0	0	0	
			AJ&K	0	3	3	
			GB	0	1	1	
			FATA	0	0	0	
				TOTAL	25	373	398
	27	Federal Employees Benevolent & Group Insurance Funds, Islamabad.	ISLAMABAD	1	4	5	
			PUNJAB	17	59	76	
			SINDH R	1	9	10	
			SINDH U	2	16	18	
			KP	2	27	29	
			BALUCHISTAN	3	0	3	
			AJ&K	0	2	2	
			GB	0	0	0	
			FATA	0	1	1	
				TOTAL	26	118	144
	28	National Institute of Management, Islamabad.	ISLAMABAD	2	0	2	
			PUNJAB	1	1	2	
			SINDH R	0	0	0	
			SINDH U	0	0	0	
			KP	0	0	0	
BALUCHISTAN			0	1	1		
AJ&K			1	0	1		
GB			0	0	0		
FATA			1	0	1		
			TOTAL	5	2	7	
29	National Institute of Management, Karachi.	ISLAMABAD	0	0	0		
		PUNJAB	1	6	7		
		SINDH R	4	8	12		
		SINDH U	9	92	101		
		KP	2	0	2		
		BALUCHISTAN	0	0	0		
		AJ&K	0	0	0		
		GB	0	1	1		
		FATA	0	0	0		
			TOTAL	16	107	123	
30	National Institute of Management, Peshawar.	ISLAMABAD	0	0	0		
		PUNJAB	5	4	9		
		SINDH R	0	0	0		
		SINDH U	0	0	0		
		KP	11	67	78		
		BALUCHISTAN	0	0	0		
		AJ&K	0	0	0		
		GB	0	0	0		
		FATA	0	0	0		
			TOTAL	16	71	87	

	31 National Institute of Management, Quetta.	ISLAMABAD	0	0	0
		PUNJAB	0	2	2
		SINDH R	0	0	0
		SINDH U	0	0	0
		KP	0	0	0
		BALUCHISTAN	9	78	87
		AJ&K	1	0	1
		GB	0	5	5
		FATA	0	0	0
		TOTAL	10	85	95
	32 National Institute of Management, Lahore.	ISLAMABAD	0	0	0
		PUNJAB	9	96	105
		SINDH R	0	1	1
		SINDH U	0	0	0
		KP	1	3	4
		BALUCHISTAN	0	0	0
		AJ&K	0	0	0
		GB	0	0	0
		FATA	0	0	0
		TOTAL	10	100	110
	33 National School of Public Policy Secretariat and its Integral Units, Lahore.	ISLAMABAD	0	0	0
		PUNJAB	38	386	424
		SINDH R	0	0	0
		SINDH U	0	0	0
		KP	2	12	14
		BALUCHISTAN	0	0	0
		AJ&K	1	1	2
		GB	0	2	2
		FATA	0	0	0
		TOTAL	41	401	442
	34 Pakistan Academy for Rural Development, Peshawar.	ISLAMABAD	0	0	0
		PUNJAB	4	4	8
		SINDH R	0	0	0
		SINDH U	1	1	2
		KP	10	85	95
		BALUCHISTAN	1	0	1
		AJ&K	0	0	0
		GB	0	0	0
		FATA	0	2	2
		TOTAL	16	92	108
		SUB.TOTAL	165	1349	1514
Federal Education and Professional Training	35 Area Study Centre for (Russia, China & Central Asia), University of Peshawar.	ISLAMABAD	0	0	0
		PUNJAB	0	0	0
		SINDH R	0	0	0
		SINDH U	1	0	1
		KP	6	17	23
		BALUCHISTAN	0	0	0
		AJ&K	0	0	0
		GB	0	0	0
		FATA	0	0	0
		TOTAL	7	17	24
	36 Area Study Centre (Far East & South East Asia), University of Sindh, Jamshoro.	ISLAMABAD	0	0	0
		PUNJAB	0	0	0
		SINDH R	5	17	22
SINDH U		3	7	10	
KP		0	0	0	
BALUCHISTAN		0	0	0	
AJ&K		0	0	0	
GB		0	0	0	
FATA	0	0	0		
TOTAL	8	24	32		

37 Area Study Centre for Africa, North & South America, Quaid-i-Azam University, Islamabad.	ISLAMABAD	1	3	4
	PUNJAB	2	11	13
	SINDH R	0	0	0
	SINDH U	1	0	1
	KP	3	2	5
	BALUCHISTAN	0	0	0
	AJ&K	0	0	0
	GB	0	0	0
	FATA	0	0	0
	TOTAL	7	16	23
	38 Area Study Centre for Europe, University of Karachi.	ISLAMABAD	0	0
PUNJAB		0	0	0
SINDH R		0	4	4
SINDH U		7	8	15
KP		0	0	0
BALUCHISTAN		0	0	0
AJ&K		0	1	1
GB		0	0	0
FATA		0	0	0
TOTAL		7	13	20
39 Area Study Centre for Middle East & Arab Countries, University of Balochistan, Quetta.	ISLAMABAD	0	0	0
	PUNJAB	0	0	0
	SINDH R	0	0	0
	SINDH U	0	0	0
	KP	0	0	0
	BALUCHISTAN	5	24	29
	AJ&K	0	0	0
	GB	0	0	0
	FATA	0	0	0
	TOTAL	5	24	29
40 Centre for South Asian Studies, University of the Punjab, Lahore.	ISLAMABAD	0	0	0
	PUNJAB	7	20	27
	SINDH R	0	0	0
	SINDH U	0	0	0
	KP	0	1	1
	BALUCHISTAN	0	0	0
	AJ&K	0	1	1
	GB	0	1	1
	FATA	0	0	0
	TOTAL	7	23	30
41 Centre of Excellence in Gender Studies, Quaid-i-Azam University, Islamabad.	ISLAMABAD	1	0	1
	PUNJAB	4	2	6
	SINDH R	0	1	1
	SINDH U	0	0	0
	KP	3	3	6
	BALUCHISTAN	1	0	1
	AJ&K	0	0	0
	GB	0	0	0
	FATA	0	0	0
	TOTAL	9	6	15
42 Centre of Excellence in Marine Biology, University of Karachi.	ISLAMABAD	0	2	2
	PUNJAB	3	6	9
	SINDH R	2	4	6
	SINDH U	15	16	31
	KP	0	0	0
	BALUCHISTAN	0	2	2
	AJ&K	1	0	1
	GB	1	0	1
	FATA	0	2	2
	TOTAL	22	32	54

43 Centre of Excellence in Mineralogy, University of Balochistan, Quetta.	ISLAMABAD	0	0	0
	PUNJAB	0	0	0
	SINDH R	0	0	0
	SINDH U	0	0	0
	KP	1	0	1
	BALOCHISTAN	13	29	42
	AJ&K	0	0	0
	GB	0	0	0
	FATA	0	0	0
TOTAL	14	29	43	
44 Centre of Excellence in Solid State Physics, University of the Punjab, Lahore.	ISLAMABAD	0	0	0
	PUNJAB	15	68	83
	SINDH R	0	0	0
	SINDH U	0	0	0
	KP	0	2	2
	BALOCHISTAN	0	0	0
	AJ&K	0	0	0
	GB	0	0	0
	FATA	0	0	0
TOTAL	15	70	85	
45 Centre of Excellence in Water Resources Engineering, University of Engineering & Technology, Lahore.	ISLAMABAD	0	0	0
	PUNJAB	7	26	33
	SINDH R	0	0	0
	SINDH U	0	0	0
	KP	0	0	0
	BALOCHISTAN	0	0	0
	AJ&K	0	0	0
	GB	0	0	0
	FATA	0	0	0
TOTAL	7	26	33	
46 Federal Board of Intermediate & Secondary Education, Islamabad.	ISLAMABAD	6	43	49
	PUNJAB	31	238	269
	SINDH R	1	25	26
	SINDH U	3	13	16
	KP	10	63	73
	BALOCHISTAN	0	10	10
	AJ&K	0	12	12
	GB	1	3	4
	FATA	0	6	6
TOTAL	52	413	465	
47 Federal Government College of Home Economics and Management Sciences, Islamabad.	ISLAMABAD	6	6	12
	PUNJAB	11	1	12
	SINDH R	0	1	1
	SINDH U	1	1	2
	KP	1	1	2
	BALOCHISTAN	0	0	0
	AJ&K	0	1	1
	GB	1	0	1
	FATA	0	0	0
TOTAL	20	11	31	
48 Higher Education Commission, Islamabad.	ISLAMABAD	5	60	65
	PUNJAB	105	204	309
	SINDH R	19	22	41
	SINDH U	14	21	35
	KP	30	76	106
	BALOCHISTAN	9	8	17
	AJ&K	7	31	38
	GB	4	1	5
	FATA	5	2	7
TOTAL	198	425	623	

49 National Book Foundation, Islamabad.	ISLAMABAD	0	0	0
	PUNJAB	12	76	88
	SINDH R	2	15	17
	SINDH U	2	12	14
	KP	2	23	25
	BALUCHISTAN	1	3	4
	AJ&K	1	4	5
	GB	0	0	0
	FATA	1	0	1
TOTAL	21	133	154	
50 National Centre of Excellence in Analytical Chemistry, University of Sindh, Jamshoro.	ISLAMABAD	0	0	0
	PUNJAB	0	0	0
	SINDH R	13	31	44
	SINDH U	5	11	16
	KP	1	0	1
	BALUCHISTAN	0	1	1
	AJ&K	0	0	0
	GB	0	0	0
	FATA	0	0	0
TOTAL	19	43	62	
51 National Centre of Excellence in Geology, University of Peshawar.	ISLAMABAD	0	0	0
	PUNJAB	1	0	1
	SINDH R	0	0	0
	SINDH U	0	0	0
	KP	41	60	101
	BALUCHISTAN	0	0	0
	AJ&K	0	0	0
	GB	0	0	0
	FATA	0	0	0
TOTAL	42	60	102	
52 National Centre of Excellence in Molecular Biology, University of the Punjab, Lahore.	ISLAMABAD	0	0	0
	PUNJAB	40	94	134
	SINDH R	0	0	0
	SINDH U	1	1	2
	KP	2	0	2
	BALUCHISTAN	0	0	0
	AJ&K	0	0	0
	GB	0	0	0
	FATA	0	0	0
TOTAL	43	95	138	
53 National Centre of Excellence in Physical Chemistry, University of Peshawar.	ISLAMABAD	0	0	0
	PUNJAB	0	0	0
	SINDH R	0	0	0
	SINDH U	0	0	0
	KP	12	28	40
	BALUCHISTAN	0	0	0
	AJ&K	0	0	0
	GB	0	0	0
	FATA	0	0	0
TOTAL	12	28	40	
54 National College of Arts Lahore, Rawalpindi.	ISLAMABAD	4	4	8
	PUNJAB	68	133	201
	SINDH R	7	1	8
	SINDH U	0	1	1
	KP	5	11	16
	BALUCHISTAN	3	0	3
	AJ&K	1	5	6
	GB	1	0	1
	FATA	2	0	2
TOTAL	91	155	246	

55 National Commission for Human Development, Islamabad.	ISLAMABAD	50	52	102
	PUNJAB	68	533	601
	SINDH R	61	564	625
	SINDH U	18	44	62
	KP	76	302	378
	BALUCHISTAN	58	361	419
	AJ&K	16	94	110
	GB	9	33	42
	FATA	7	41	48
	TOTAL	363	2024	2387
56 National Education Assessment System, Islamabad.	ISLAMABAD	0	1	1
	PUNJAB	6	2	8
	SINDH R	0	0	0
	SINDH U	0	0	0
	KP	3	2	5
	BALUCHISTAN	0	0	0
	AJ&K	0	0	0
	GB	0	0	0
	FATA	0	0	0
	TOTAL	9	5	14
57 National Education Foundation, Islamabad.	ISLAMABAD	0	3	3
	PUNJAB	0	8	8
	SINDH R	1	0	1
	SINDH U	0	0	0
	KP	0	5	5
	BALUCHISTAN	0	0	0
	AJ&K	0	0	0
	GB	1	0	1
	FATA	0	0	0
	TOTAL	2	16	18
58 National Institute of Historical and Cultural Research, Centre of Excellence, Quaid-i-Azam University, Islamabad.	ISLAMABAD	1	0	1
	PUNJAB	5	33	38
	SINDH R	1	0	1
	SINDH U	0	0	0
	KP	3	6	9
	BALUCHISTAN	1	0	1
	AJ&K	0	0	0
	GB	0	0	0
	FATA	0	0	0
	TOTAL	11	39	50
59 National Institute of Pakistan Studies, Quaid-i-Azam University, Islamabad.	ISLAMABAD	0	3	3
	PUNJAB	9	11	20
	SINDH R	0	0	0
	SINDH U	2	0	2
	KP	4	6	10
	BALUCHISTAN	2	0	2
	AJ&K	0	1	1
	GB	0	0	0
	FATA	0	0	0
	TOTAL	17	21	38
60 National Institute of Psychology, Centre of Excellence, Quaid-i-Azam University, Islamabad.	ISLAMABAD	5	9	14
	PUNJAB	13	15	28
	SINDH R	1	1	2
	SINDH U	0	1	1
	KP	0	6	6
	BALUCHISTAN	0	0	0
	AJ&K	1	4	5
	GB	0	0	0
	FATA	0	0	0
	TOTAL	20	36	56

61 National University of Modern Languages, Islamabad.	ISLAMABAD	21	8	29
	PUNJAB	987	412	1399
	SINDH R	17	8	25
	SINDH U	18	29	47
	KP	77	137	214
	BALUCHISTAN	12	0	12
	AJ&K	24	32	56
	GB	10	9	19
	FATA	1	8	9
	TOTAL	1167	643	1810
62 National Vocational and Technical Training Commission, Islamabad.	ISLAMABAD	1	1	2
	PUNJAB	51	91	142
	SINDH R	4	12	16
	SINDH U	3	9	12
	KP	16	37	53
	BALUCHISTAN	10	16	26
	AJ&K	1	3	4
	GB	2	5	7
	FATA	0	4	4
	TOTAL	88	178	266
63 Pakistan Boy Scouts Association, Islamabad.	ISLAMABAD	0	2	2
	PUNJAB	2	14	16
	SINDH R	0	4	4
	SINDH U	0	1	1
	KP	0	9	9
	BALUCHISTAN	0	0	0
	AJ&K	0	2	2
	GB	0	0	0
	FATA	0	0	0
	TOTAL	2	32	34
64 Pakistan Girl Guides Association, Islamabad.	ISLAMABAD	3	0	3
	PUNJAB	9	19	28
	SINDH R	0	0	0
	SINDH U	0	0	0
	KP	2	2	4
	BALUCHISTAN	1	1	2
	AJ&K	1	6	7
	GB	0	2	2
	FATA	1	0	1
	TOTAL	17	30	47
65 Pakistan Study Centre, University of Balochistan, Quetta.	ISLAMABAD	0	0	0
	PUNJAB	0	0	0
	SINDH R	0	0	0
	SINDH U	0	0	0
	KP	0	0	0
	BALUCHISTAN	13	14	27
	AJ&K	0	0	0
	GB	0	0	0
	FATA	0	0	0
	TOTAL	13	14	27
66 Pakistan Study Centre, University of Karachi.	ISLAMABAD	0	0	0
	PUNJAB	1	0	1
	SINDH R	0	3	3
	SINDH U	6	10	16
	KP	0	2	2
	BALUCHISTAN	0	2	2
	AJ&K	0	0	0
	GB	0	0	0
	FATA	0	0	0
	TOTAL	7	17	24

67 Pakistan Study Centre, University of Peshawar.	ISLAMABAD	0	0	0
	PUNJAB	1	0	1
	SINDH R	0	0	0
	SINDH U	0	0	0
	KP	7	15	22
	BALUCHISTAN	0	0	0
	AJ&K	0	0	0
	GB	0	0	0
	FATA	0	0	0
TOTAL	8	15	23	
68 Pakistan Study Centre, University of the Punjab, Lahore.	ISLAMABAD	0	0	0
	PUNJAB	4	15	19
	SINDH R	0	0	0
	SINDH U	0	0	0
	KP	1	0	1
	BALUCHISTAN	0	0	0
	AJ&K	0	1	1
	GB	0	0	0
	FATA	0	0	0
TOTAL	5	16	21	
69 Private Educational Institutions Regulatory Authority, Islamabad.	ISLAMABAD	1	12	13
	PUNJAB	4	8	12
	SINDH R	0	0	0
	SINDH U	1	0	1
	KP	0	1	1
	BALUCHISTAN	0	0	0
	AJ&K	0	0	0
	GB	0	0	0
	FATA	0	0	0
TOTAL	6	21	27	
70 Sheikh Zayed Islamic Centre, University of Karachi.	ISLAMABAD	0	0	0
	PUNJAB	0	0	0
	SINDH R	0	0	0
	SINDH U	6	37	43
	KP	0	0	0
	BALUCHISTAN	0	0	0
	AJ&K	0	0	0
	GB	0	0	0
	FATA	0	0	0
TOTAL	6	37	43	
71 Sheikh Zayed Islamic Centre, Punjab University , Lahore.	ISLAMABAD	0	0	0
	PUNJAB	13	41	54
	SINDH R	0	0	0
	SINDH U	0	0	0
	KP	1	1	2
	BALUCHISTAN	0	0	0
	AJ&K	0	0	0
	GB	0	0	0
	FATA	0	0	0
TOTAL	14	42	56	
72 Sheikh Zayed Islamic Centre, University of Peshawar.	ISLAMABAD	0	0	0
	PUNJAB	0	0	0
	SINDH R	0	0	0
	SINDH U	0	0	0
	KP	12	46	58
	BALUCHISTAN	0	0	0
	AJ&K	0	0	0
	GB	0	0	0
	FATA	0	0	0
TOTAL	12	46	58	
	SUB.TOTAL	2373	4875	7248

Finance	73 Competition Commission of Pakistan, Islamabad.	ISLAMABAD	9	13	22
		PUNJAB	30	33	63
		SINDH R	2	1	3
		SINDH U	1	0	1
		KP	15	21	36
		BALUCHISTAN	4	0	4
		AJ&K	2	3	5
		GB	1	0	1
		FATA	0	0	0
	TOTAL	64	71	135	
	74 Financial Monitoring Unit, Karachi.	ISLAMABAD	0	0	0
		PUNJAB	9	3	12
		SINDH R	4	2	6
		SINDH U	5	12	17
		KP	2	2	4
		BALUCHISTAN	1	0	1
		AJ&K	0	0	0
		GB	0	0	0
		FATA	0	0	0
	TOTAL	21	19	40	
	75 First Women Bank Limited, Karachi.	ISLAMABAD	1	8	9
		PUNJAB	80	80	160
		SINDH R	28	35	63
		SINDH U	107	60	167
		KP	11	28	39
		BALUCHISTAN	2	9	11
		AJ&K	1	2	3
		GB	2	3	5
		FATA	1	0	1
	TOTAL	233	225	458	
	76 House Building Finance Company Limited, Karachi.	ISLAMABAD	0	0	0
		PUNJAB	75	110	185
		SINDH R	19	28	47
		SINDH U	72	122	194
		KP	32	29	61
		BALUCHISTAN	2	12	14
		AJ&K	3	7	10
		GB	4	11	15
		FATA	0	0	0
	TOTAL	207	319	526	
	77 Industrial Development Bank Limited, Karachi.	ISLAMABAD	0	0	0
		PUNJAB	4	5	9
		SINDH R	3	2	5
SINDH U		1	2	3	
KP		0	1	1	
BALUCHISTAN		2	0	2	
AJ&K		0	0	0	
GB		0	0	0	
FATA		1	1	2	
TOTAL	11	11	22		
78 National Bank of Pakistan, Karachi.	ISLAMABAD	90	34	124	
	PUNJAB	4138	2363	6501	
	SINDH R	747	448	1195	
	SINDH U	2250	1325	3575	
	KP	1177	899	2076	
	BALUCHISTAN	423	346	769	
	AJ&K	339	222	561	
	GB	50	84	134	
	FATA	48	20	68	
TOTAL	9262	5741	15003		

79 National Investment Trust Limited, Karachi.	ISLAMABAD	0	0	0
	PUNJAB	13	0	13
	SINDH R	6	2	8
	SINDH U	28	7	35
	KP	5	0	5
	BALUCHISTAN	1	0	1
	AJ&K	2	1	3
	GB	0	0	0
	FATA	0	0	0
	TOTAL	55	10	65
80 Pakistan Security Printing Corporation (Pvt.) Limited, Karachi.	ISLAMABAD	2	0	2
	PUNJAB	42	226	268
	SINDH R	3	21	24
	SINDH U	66	291	357
	KP	6	48	54
	BALUCHISTAN	1	1	2
	AJ&K	1	9	10
	GB	0	1	1
	FATA	0	0	0
	TOTAL	121	597	718
81 Securities & Exchange Commission of Pakistan, Islamabad.	ISLAMABAD	35	27	62
	PUNJAB	180	87	267
	SINDH R	40	22	62
	SINDH U	32	17	49
	KP	37	25	62
	BALUCHISTAN	15	4	19
	AJ&K	6	4	10
	GB	2	0	2
	FATA	4	0	4
	TOTAL	351	186	537
82 S.M.E. Bank Ltd., Islamabad.	ISLAMABAD	8	0	8
	PUNJAB	149	43	192
	SINDH R	21	4	25
	SINDH U	15	5	20
	KP	55	26	81
	BALUCHISTAN	11	2	13
	AJ&K	8	4	12
	GB	1	0	1
	FATA	2	1	3
	TOTAL	270	85	355
83 State Bank of Pakistan, Karachi.	ISLAMABAD	16	0	16
	PUNJAB	449	19	468
	SINDH R	138	3	141
	SINDH U	272	34	306
	KP	122	7	129
	BALUCHISTAN	46	1	47
	AJ&K	15	2	17
	GB	23	1	24
	FATA	17	0	17
	TOTAL	1098	67	1165
84 Zarai Taraqati Bank Limited, Islamabad.	ISLAMABAD	116	17	133
	PUNJAB	2747	329	3076
	SINDH R	592	161	753
	SINDH U	225	63	288
	KP	597	106	703
	BALUCHISTAN	206	75	281
	AJ&K	54	22	76
	GB	64	6	70
	FATA	24	8	32
	TOTAL	4625	787	5412
	SUB.TOTAL	16318	8118	24436

Foreign Affairs	85 Foreign Service Academy, Islamabad.	ISLAMABAD	0	4	4
		PUNJAB	6	13	19
		SINDH R	0	0	0
		SINDH U	0	0	0
		KP	2	6	8
		BALUCHISTAN	0	0	0
		AJ&K	0	2	2
		GB	0	0	0
		FATA	0	0	0
	TOTAL	8	25	33	
	86 Institute of Strategic Studies, Islamabad.	ISLAMABAD	6	6	12
		PUNJAB	14	19	33
		SINDH R	0	0	0
		SINDH U	0	0	0
		KP	5	5	10
		BALUCHISTAN	1	0	1
		AJ&K	1	1	2
		GB	0	2	2
		FATA	1	0	1
TOTAL	28	33	61		
	SUB.TOTAL	36	58	94	
Housing & Works	87 Federal Government Employees Housing Foundation, Islamabad.	ISLAMABAD	5	42	47
		PUNJAB	26	175	201
		SINDH R	6	18	24
		SINDH U	0	0	0
		KP	13	57	70
		BALUCHISTAN	3	7	10
		AJ&K	0	3	3
		GB	0	3	3
		FATA	0	0	0
	TOTAL	53	305	358	
	88 National Construction Limited, Islamabad.	ISLAMABAD	0	1	1
		PUNJAB	11	28	39
		SINDH R	0	1	1
		SINDH U	3	2	5
		KP	4	6	10
		BALUCHISTAN	1	1	2
		AJ&K	1	1	2
		GB	0	0	0
		FATA	0	0	0
	TOTAL	20	40	60	
89 Pakistan Housing Authority Foundation, Islamabad.	ISLAMABAD	0	21	21	
	PUNJAB	28	92	120	
	SINDH R	6	16	22	
	SINDH U	3	11	14	
	KP	12	34	46	
	BALUCHISTAN	3	8	11	
	AJ&K	1	2	3	
	GB	0	4	4	
	FATA	1	9	10	
TOTAL	54	197	251		
	SUB.TOTAL	127	542	669	
Human Rights	90 National Commission for Human Rights, Islamabad.	ISLAMABAD	1	0	1
		PUNJAB	4	2	6
		SINDH R	0	0	0
		SINDH U	0	0	0
		KP	4	0	4
		BALUCHISTAN	1	0	1
		AJ&K	0	1	1
		GB	1	0	1
		FATA	0	0	0
TOTAL	11	3	14		

	91 National Commission on the Status of Women, Islamabad.	ISLAMABAD	0	15	15
		PUNJAB	2	4	6
		SINDH R	0	2	2
		SINDH U	0	0	0
		KP	2	0	2
		BALUCHISTAN	0	1	1
		AJ&K	0	1	1
		GB	0	0	0
		FATA	0	0	0
		TOTAL	4	23	27
	92 National Trust for the Disabled, Islamabad.	ISLAMABAD	0	1	1
		PUNJAB	3	9	12
		SINDH R	0	0	0
		SINDH U	0	1	1
		KP	1	1	2
		BALUCHISTAN	0	0	0
		AJ&K	0	0	0
		GB	0	0	0
		FATA	0	1	1
		TOTAL	4	13	17
		SUB.TOTAL	19	39	58
Industries & Production	93 Engineering Development Board, Islamabad.	ISLAMABAD	4	4	8
		PUNJAB	12	30	42
		SINDH R	2	1	3
		SINDH U	3	2	5
		KP	2	10	12
		BALUCHISTAN	3	0	3
		AJ&K	1	3	4
		GB	0	1	1
		FATA	0	0	0
		TOTAL	27	51	78
	94 Export Processing Zones Authority, Karachi.	ISLAMABAD	1	0	1
		PUNJAB	21	152	173
		SINDH R	26	120	146
		SINDH U	15	315	330
		KP	7	26	33
		BALUCHISTAN	7	12	19
		AJ&K	0	5	5
		GB	0	0	0
		FATA	0	2	2
		TOTAL	77	632	709
	95 National Fertilizer Corporation of Pakistan (Pvt.) Limited, (Over all Pakistan).	ISLAMABAD	0	0	0
		PUNJAB	222	271	493
		SINDH R	2	0	2
		SINDH U	8	0	8
		KP	0	4	4
		BALUCHISTAN	1	0	1
		AJ&K	0	2	2
		GB	0	0	0
		FATA	0	0	0
		TOTAL	233	277	510
	96 National Fertilizer Marketing Limited, Lahore.	ISLAMABAD	0	2	2
		PUNJAB	57	348	405
		SINDH R	2	24	26
		SINDH U	0	0	0
		KP	3	6	9
		BALUCHISTAN	0	2	2
		AJ&K	0	0	0
		GB	0	0	0
		FATA	0	0	0
		TOTAL	62	382	444

	97 National Productivity Organization, Islamabad.	ISLAMABAD	2	6	8
		PUNJAB	8	17	25
		SINDH R	0	0	0
		SINDH U	3	4	7
		KP	7	7	14
		BALUCHISTAN	0	1	1
		AJ&K	0	4	4
		GB	0	0	0
		FATA	1	0	1
		TOTAL	21	39	60
	98 Pakistan Industrial Technical Assistance Centre, Lahore.	ISLAMABAD	0	1	1
		PUNJAB	20	195	215
		SINDH R	3	6	9
		SINDH U	1	4	5
		KP	5	10	15
		BALUCHISTAN	8	13	21
		AJ&K	1	10	11
		GB	1	3	4
		FATA	1	0	1
		TOTAL	40	242	282
	99 Pakistan Institute of Management, Karachi.	ISLAMABAD	0	0	0
		PUNJAB	6	25	31
		SINDH R	0	0	0
		SINDH U	14	19	33
		KP	1	19	20
		BALUCHISTAN	1	5	6
		AJ&K	0	0	0
		GB	0	0	0
		FATA	0	0	0
		TOTAL	22	68	90
	100 Small and Medium Enterprises Development Authority, Lahore.	ISLAMABAD	0	0	0
		PUNJAB	55	12	67
		SINDH R	0	0	0
		SINDH U	15	2	17
		KP	18	3	21
		BALUCHISTAN	9	2	11
		AJ&K	1	1	2
		GB	0	0	0
		FATA	0	0	0
		TOTAL	98	20	118
	101 Utility Stores Corporation of Pakistan (Pvt.) Limited, Islamabad.	ISLAMABAD	0	130	130
		PUNJAB	69	6328	6397
		SINDH R	10	420	430
		SINDH U	3	2128	2131
		KP	23	2703	2726
		BALUCHISTAN	0	686	686
		AJ&K	0	129	129
		GB	0	183	183
		FATA	0	30	30
		TOTAL	105	12737	12842
	102 Enar Petrotech Services (Pvt.) Limited, Karachi.	ISLAMABAD	0	0	0
		PUNJAB	1	2	3
		SINDH R	13	0	13
		SINDH U	30	23	53
		KP	0	2	2
		BALUCHISTAN	0	0	0
		AJ&K	0	1	1
		GB	0	0	0
		FATA	0	0	0
		TOTAL	44	28	72

	103	Pakistan Gems & Jewellery Development Company, Karachi.	ISLAMABAD	0	0	0
			PUNJAB	4	28	32
			SINDH R	4	6	10
			SINDH U	15	19	34
			KP	4	16	20
			BALUCHISTAN	1	7	8
			AJ&K	0	3	3
			GB	2	12	14
			FATA	0	0	0
			TOTAL	30	91	121
	104	Pakistan Industrial Development Corporation (Pvt.) Limited, Karachi.	ISLAMABAD	0	0	0
			PUNJAB	8	7	15
			SINDH R	8	3	11
			SINDH U	10	26	36
			KP	1	11	12
			BALUCHISTAN	3	0	3
			AJ&K	0	1	1
			GB	0	0	0
			FATA	0	0	0
			TOTAL	30	48	78
	105	Pakistan Steel Mills, Karachi.	ISLAMABAD	0	0	0
			PUNJAB	767	1594	2361
			SINDH R	528	1474	2002
			SINDH U	1139	3283	4422
			KP	149	450	599
			BALUCHISTAN	23	59	82
			AJ&K	18	70	88
			GB	0	1	1
			FATA	4	47	51
			TOTAL	2628	6978	9606
	106	State Engineering Corporation, (Over all Pakistan).	ISLAMABAD	0	0	0
			PUNJAB	15	28	43
			SINDH R	27	20	47
			SINDH U	60	235	295
			KP	11	7	18
			BALUCHISTAN	0	0	0
			AJ&K	2	1	3
			GB	2	0	2
			FATA	3	0	3
			TOTAL	120	291	411
			SUB.TOTAL	3537	21884	25421
Information & Broadcasting	107	Associated Press of Pakistan Corporation, Islamabad.	ISLAMABAD	8	70	78
			PUNJAB	55	485	540
			SINDH R	2	18	20
			SINDH U	9	79	88
			KP	24	123	147
			BALUCHISTAN	1	26	27
			AJ&K	0	30	30
			GB	1	5	6
			FATA	1	4	5
			TOTAL	101	840	941
	108	Institute of Regional Studies, Islamabad.	ISLAMABAD	6	9	15
			PUNJAB	5	22	27
			SINDH R	1	0	1
			SINDH U	0	0	0
			KP	3	2	5
			BALUCHISTAN	0	0	0
			AJ&K	1	1	2
			GB	0	0	0
			FATA	0	0	0
			TOTAL	16	34	50

	109 Pakistan Broadcasting Corporation, Islamabad.	ISLAMABAD	15	94	109
		PUNJAB	247	799	1046
		SINDH R	67	186	253
		SINDH U	55	213	268
		KP	94	290	384
		BALOCHISTAN	44	184	228
		AJ&K	16	84	100
		GB	13	52	65
		FATA	13	11	24
		TOTAL	564	1913	2477
	110 Pakistan Television Corporation Limited, HQ Office, Islamabad.	ISLAMABAD	62	73	135
		PUNJAB	1036	1044	2080
		SINDH R	91	92	183
		SINDH U	165	149	314
		KP	246	333	579
		BALOCHISTAN	170	171	341
		AJ&K	31	98	129
		GB	3	2	5
		FATA	31	30	61
		TOTAL	1835	1992	3827
	111 Pakistan Electronic Media Regulatory Authority, Islamabad.	ISLAMABAD	0	0	0
		PUNJAB	77	246	323
		SINDH R	19	70	89
		SINDH U	12	53	65
		KP	19	50	69
		BALOCHISTAN	6	25	31
		AJ&K	3	9	12
		GB	0	5	5
		FATA	2	7	9
		TOTAL	138	465	603
	112 Press Council of Pakistan, Islamabad.	ISLAMABAD	0	2	2
		PUNJAB	7	26	33
		SINDH R	2	3	5
		SINDH U	0	0	0
		KP	0	7	7
		BALOCHISTAN	2	4	6
		AJ&K	0	2	2
		GB	0	0	0
		FATA	0	0	0
		TOTAL	11	44	55
		SUB.TOTAL	2665	5288	7953
Information Technology & Telecommunications	113 IGNITE (National Technology Fund), Islamabad.	ISLAMABAD	7	0	7
		PUNJAB	20	5	25
		SINDH R	0	0	0
		SINDH U	4	0	4
		KP	3	1	4
		BALOCHISTAN	1	0	1
		AJ&K	2	0	2
		GB	0	0	0
		FATA	0	0	0
		TOTAL	37	6	43
	114 National Telecommunication Corporation, Islamabad.	ISLAMABAD	20	80	100
		PUNJAB	145	995	1140
		SINDH R	19	88	107
		SINDH U	26	215	241
		KP	54	341	395
		BALOCHISTAN	45	136	181
		AJ&K	3	19	22
		GB	0	5	5
		FATA	9	14	23
		TOTAL	321	1893	2214

115 Pakistan Telecommunication Employees Trust, Islamabad.	ISLAMABAD	0	4	4
	PUNJAB	14	30	44
	SINDH R	0	0	0
	SINDH U	0	1	1
	KP	2	7	9
	BALUCHISTAN	0	0	0
	AJ&K	0	0	0
	GB	0	1	1
	FATA	0	0	0
	TOTAL	16	43	59
116 Pakistan Software Export Board, Islamabad.	ISLAMABAD	0	4	4
	PUNJAB	26	8	34
	SINDH R	1	0	1
	SINDH U	5	0	5
	KP	1	1	2
	BALUCHISTAN	0	0	0
	AJ&K	1	0	1
	GB	0	0	0
	FATA	0	0	0
	TOTAL	34	13	47
117 Special Communication Organization, Rawalpindi.	ISLAMABAD	0	5	5
	PUNJAB	1	519	520
	SINDH R	0	3	3
	SINDH U	0	1	1
	KP	0	98	98
	BALUCHISTAN	0	1	1
	AJ&K	0	256	256
	GB	0	316	316
	FATA	0	7	7
	TOTAL	1	1206	1207
118 Telecom Foundation, Islamabad.	ISLAMABAD	10	23	33
	PUNJAB	50	243	293
	SINDH R	8	5	13
	SINDH U	11	40	51
	KP	27	103	130
	BALUCHISTAN	3	19	22
	AJ&K	0	3	3
	GB	5	3	8
	FATA	1	0	1
	TOTAL	115	439	554
119 Telephone Industries of Pakistan, Haripur.	ISLAMABAD	0	1	1
	PUNJAB	12	48	60
	SINDH R	7	13	20
	SINDH U	0	5	5
	KP	24	73	97
	BALUCHISTAN	1	0	1
	AJ&K	0	0	0
	GB	0	0	0
	FATA	0	0	0
	TOTAL	44	140	184
120 Virtual University of Pakistan, Lahore.	ISLAMABAD	3	2	5
	PUNJAB	488	199	687
	SINDH R	0	0	0
	SINDH U	20	18	38
	KP	36	8	44
	BALUCHISTAN	1	0	1
	AJ&K	3	0	3
	GB	0	2	2
	FATA	0	0	0
	TOTAL	551	229	780
	SUB.TOTAL	1119	3969	5088

Inter Provincial Coordination	121 Pakistan Cricket Board, Lahore.	ISLAMABAD	4	4	8
		PUNJAB	144	309	453
		SINDH R	13	30	43
		SINDH U	12	28	40
		KP	17	30	47
		BALUCHISTAN	8	19	27
		AJ&K	4	13	17
		GB	1	0	1
		FATA	1	1	2
	TOTAL	204	434	638	
	122 Pakistan Sports Board, Islamabad.	ISLAMABAD	1	53	54
		PUNJAB	28	229	257
		SINDH R	4	32	36
		SINDH U	3	19	22
		KP	8	71	79
BALUCHISTAN		3	28	31	
AJ&K		0	10	10	
GB		0	0	0	
FATA		0	1	1	
TOTAL	47	443	490		
123 Pakistan Veterinary Medical Council, Islamabad.	ISLAMABAD	0	0	0	
	PUNJAB	3	17	20	
	SINDH R	0	0	0	
	SINDH U	0	0	0	
	KP	1	4	5	
	BALUCHISTAN	0	1	1	
	AJ&K	0	2	2	
	GB	0	0	0	
	FATA	0	1	1	
TOTAL	4	25	29		
		SUB.TOTAL	255	902	1157
Interior	124 Capital Development Authority, Islamabad.	ISLAMABAD	70	3464	3534
		PUNJAB	416	7026	7442
		SINDH R	49	293	342
		SINDH U	17	151	168
		KP	105	1781	1886
		BALUCHISTAN	26	114	140
		AJ&K	16	288	304
		GB	0	0	0
		FATA	15	132	147
	TOTAL	714	13249	13963	
	125 National Database and Registration Authority, Islamabad.	ISLAMABAD	11	264	275
		PUNJAB	282	4228	4510
		SINDH R	75	795	870
		SINDH U	49	797	846
		KP	133	1384	1517
BALUCHISTAN		61	723	784	
AJ&K		15	218	233	
GB		15	138	153	
FATA		8	120	128	
TOTAL	649	8667	9316		
126 National Police Academy, Islamabad.	ISLAMABAD	1	23	24	
	PUNJAB	12	57	69	
	SINDH R	0	3	3	
	SINDH U	1	3	4	
	KP	1	24	25	
	BALUCHISTAN	1	3	4	
	AJ&K	1	8	9	
	GB	0	1	1	
	FATA	0	0	0	
TOTAL	17	122	139		

	127 National Police Foundation, Islamabad.	ISLAMABAD	0	6	6
		PUNJAB	11	35	46
		SINDH R	0	0	0
		SINDH U	0	0	0
		KP	0	12	12
		BALUCHISTAN	1	5	6
		AJ&K	0	2	2
		GB	0	0	0
		FATA	0	0	0
		TOTAL	12	60	72
	128 National Counter Terrorism Authority, Islamabad.	ISLAMABAD	0	44	44
		PUNJAB	7	47	54
		SINDH R	1	3	4
		SINDH U	1	0	1
		KP	3	10	13
		BALUCHISTAN	2	2	4
		AJ&K	0	3	3
		GB	0	0	0
		FATA	0	1	1
		TOTAL	14	110	124
		SUB.TOTAL	1406	22208	23614
Kashmir Affairs & Gilgit Baltistan	129 Northern Areas Transport Corporation (NATCO), Gilgit Baltistan.	ISLAMABAD	0	32	32
		PUNJAB	1	20	21
		SINDH R	0	5	5
		SINDH U	0	0	0
		KP	3	38	41
		BALUCHISTAN	0	0	0
		AJ&K	0	8	8
		GB	26	776	802
		FATA	0	0	0
		TOTAL	30	879	909
Law and Justice	130 Banking Mohtasib Pakistan, Karachi.	ISLAMABAD	0	0	0
		PUNJAB	17	7	24
		SINDH R	4	2	6
		SINDH U	17	12	29
		KP	3	2	5
		BALUCHISTAN	1	1	2
		AJ&K	0	0	0
		GB	0	1	1
		FATA	0	0	0
		TOTAL	42	25	67
	131 Federal Judicial Academy, Islamabad.	ISLAMABAD	0	0	0
		PUNJAB	9	48	57
		SINDH R	0	0	0
		SINDH U	1	1	2
		KP	5	14	19
		BALUCHISTAN	0	0	0
		AJ&K	0	2	2
		GB	0	2	2
		FATA	0	0	0
		TOTAL	15	67	82
		SUB.TOTAL	57	92	149
Maritime Affairs	132 Directorate of Seamen's Welfare & Seamen's Hostel, Karachi.	ISLAMABAD	0	0	0
		PUNJAB	0	0	0
		SINDH R	0	2	2
		SINDH U	0	5	5
		KP	0	1	1
		BALUCHISTAN	0	0	0
		AJ&K	0	0	0
		GB	0	0	0
		FATA	0	0	0
		TOTAL	0	8	8

133 Gwadar Port Authority, Gwadar.	ISLAMABAD	0	0	0
	PUNJAB	3	12	15
	SINDH R	6	8	14
	SINDH U	0	3	3
	KP	1	4	5
	BALUCHISTAN	44	218	262
	AJ&K	0	0	0
	GB	0	0	0
	FATA	0	0	0
	TOTAL	54	245	299
134 Karachi Port Trust, Karachi.	ISLAMABAD	0	0	0
	PUNJAB	38	448	486
	SINDH R	65	272	337
	SINDH U	191	3193	3384
	KP	8	441	449
	BALUCHISTAN	4	19	23
	AJ&K	1	40	41
	GB	0	0	0
	FATA	1	6	7
	TOTAL	308	4419	4727
135 Korangi Fisheries Harbour Authority, Karachi.	ISLAMABAD	0	0	0
	PUNJAB	0	0	0
	SINDH R	1	24	25
	SINDH U	1	22	23
	KP	0	0	0
	BALUCHISTAN	1	0	1
	AJ&K	0	0	0
	GB	0	0	0
	FATA	0	0	0
	TOTAL	3	46	49
136 Pakistan Marine Academy, Karachi.	ISLAMABAD	1	0	1
	PUNJAB	4	33	37
	SINDH R	2	23	25
	SINDH U	2	76	78
	KP	0	4	4
	BALUCHISTAN	1	5	6
	AJ&K	0	1	1
	GB	0	2	2
	FATA	1	2	3
	TOTAL	11	146	157
137 Pakistan National Shipping Corporation, Karachi.	ISLAMABAD	0	0	0
	PUNJAB	11	3	14
	SINDH R	9	0	9
	SINDH U	21	5	26
	KP	4	4	8
	BALUCHISTAN	0	1	1
	AJ&K	0	0	0
	GB	0	0	0
	FATA	0	0	0
	TOTAL	45	13	58
138 Port Qasim Authority, Karachi.	ISLAMABAD	0	3	3
	PUNJAB	21	96	117
	SINDH R	71	306	377
	SINDH U	72	1156	1228
	KP	2	41	43
	BALUCHISTAN	5	4	9
	AJ&K	0	7	7
	GB	0	1	1
	FATA	0	2	2
	TOTAL	171	1616	1787
	SUB.TOTAL	592	6493	7085

National Food Security and Research	139 Fisheries Development Board, Islamabad.	ISLAMABAD	2	2	4
		PUNJAB	3	6	9
		SINDH R	0	0	0
		SINDH U	0	1	1
		KP	0	2	2
		BALUCHISTAN	1	0	1
		AJ&K	1	2	3
		GB	0	0	0
		FATA	0	0	0
		TOTAL	7	13	20
140 Livestock and Dairy Development Board, Islamabad.	ISLAMABAD	ISLAMABAD	0	2	2
		PUNJAB	3	3	6
		SINDH R	1	0	1
		SINDH U	0	0	0
		KP	1	0	1
		BALUCHISTAN	1	0	1
		AJ&K	1	0	1
		GB	2	1	3
		FATA	0	0	0
		TOTAL	9	6	15
141 Pakistan Agricultural Research Council, Islamabad.	ISLAMABAD	ISLAMABAD	30	214	244
		PUNJAB	344	602	946
		SINDH R	32	99	131
		SINDH U	60	145	205
		KP	108	203	311
		BALUCHISTAN	50	145	195
		AJ&K	10	36	46
		GB	24	67	91
		FATA	10	4	14
		TOTAL	668	1515	2183
142 Pakistan Agricultural Storage & Services Corporation Limited, Lahore.	ISLAMABAD	ISLAMABAD	0	0	0
		PUNJAB	66	722	788
		SINDH R	9	96	105
		SINDH U	0	0	0
		KP	1	39	40
		BALUCHISTAN	2	20	22
		AJ&K	0	17	17
		GB	0	2	2
		FATA	0	0	0
		TOTAL	78	896	974
143 Pakistan Central Cotton Committee, Multan.	ISLAMABAD	ISLAMABAD	0	0	0
		PUNJAB	36	137	173
		SINDH R	18	52	70
		SINDH U	4	44	48
		KP	6	11	17
		BALUCHISTAN	3	2	5
		AJ&K	0	0	0
		GB	0	0	0
		FATA	4	6	10
		TOTAL	71	252	323
144 Pakistan Oilseed Development Board, Islamabad.	ISLAMABAD	ISLAMABAD	1	1	2
		PUNJAB	7	40	47
		SINDH R	2	9	11
		SINDH U	0	0	0
		KP	2	39	41
		BALUCHISTAN	2	18	20
		AJ&K	1	0	1
		GB	0	0	0
		FATA	0	0	0
		TOTAL	15	107	122
SUB.TOTAL		848	2789	3637	

National Health Services Regulations & Coordination	145	College of Physicians & Surgeons, Karachi.	ISLAMABAD	0	0	0
			PUNJAB	22	60	82
			SINDH R	4	26	30
			SINDH U	67	161	228
			KP	4	10	14
			BALUCHISTAN	2	5	7
			AJ&K	0	1	1
			GB	1	2	3
			FATA	0	0	0
			TOTAL	100	265	365
	146	Drug Regulatory Authority of Pakistan, Islamabad, Karachi, Lahore, Peshawar, Quetta.	ISLAMABAD	0	1	1
			PUNJAB	118	216	334
			SINDH R	33	63	96
			SINDH U	11	60	71
			KP	28	78	106
			BALUCHISTAN	13	29	42
			AJ&K	4	11	15
			GB	4	0	4
			FATA	2	9	11
			TOTAL	213	467	680
	147	Health Services Academy, Islamabad.	ISLAMABAD	0	4	4
			PUNJAB	10	8	18
			SINDH R	1	2	3
			SINDH U	0	0	0
			KP	1	5	6
			BALUCHISTAN	0	0	0
			AJ&K	0	0	0
			GB	0	0	0
			FATA	0	0	0
			TOTAL	12	19	31
	148	National Council for Homoeopathy, Rawalpindi.	ISLAMABAD	0	0	0
			PUNJAB	1	31	32
			SINDH R	0	1	1
			SINDH U	0	0	0
			KP	0	2	2
			BALUCHISTAN	0	0	0
			AJ&K	0	0	0
			GB	0	0	0
			FATA	0	0	0
			TOTAL	1	34	35
	149	National Council for Tibb, Islamabad.	ISLAMABAD	0	3	3
			PUNJAB	1	3	4
			SINDH R	0	0	0
			SINDH U	0	0	0
			KP	1	6	7
			BALUCHISTAN	0	0	0
			AJ&K	0	2	2
			GB	0	0	0
			FATA	0	0	0
			TOTAL	2	14	16
	150	National Institute of Health, Islamabad.	ISLAMABAD	0	20	20
			PUNJAB	65	575	640
			SINDH R	6	10	16
			SINDH U	1	10	11
			KP	9	45	54
			BALUCHISTAN	3	7	10
			AJ&K	1	1	2
			GB	0	0	0
			FATA	3	0	3
			TOTAL	88	668	756

	151 Pakistan Medical and Dental Council, Islamabad.	ISLAMABAD	4	3	7
		PUNJAB	15	118	133
		SINDH R	4	22	26
		SINDH U	0	2	2
		KP	6	27	33
		BALUCHISTAN	1	5	6
		AJ&K	0	5	5
		GB	0	3	3
		FATA	0	1	1
		TOTAL	30	186	216
	152 Pakistan Health Research Council, Islamabad.	ISLAMABAD	1	9	10
		PUNJAB	22	97	119
		SINDH R	7	12	19
		SINDH U	3	20	23
		KP	6	30	36
		BALUCHISTAN	2	5	7
		AJ&K	0	6	6
		GB	0	2	2
		FATA	0	2	2
		TOTAL	41	183	224
	153 Pakistan Nursing Council, Islamabad.	ISLAMABAD	0	1	1
		PUNJAB	3	4	7
		SINDH R	0	0	0
		SINDH U	0	0	0
		KP	1	2	3
		BALUCHISTAN	0	0	0
		AJ&K	0	0	0
		GB	0	0	0
		FATA	0	0	0
		TOTAL	4	7	11
	154 Pharmacy Council of Pakistan, Islamabad.	ISLAMABAD	0	0	0
		PUNJAB	0	2	2
		SINDH R	0	0	0
		SINDH U	0	0	0
		KP	0	0	0
		BALUCHISTAN	0	0	0
		AJ&K	0	0	0
		GB	0	0	0
		FATA	0	0	0
		TOTAL	0	2	2
	155 Sehat Sahulat Program, Islamabad.	ISLAMABAD	0	2	2
		PUNJAB	2	0	2
		SINDH R	1	0	1
		SINDH U	0	0	0
		KP	0	1	1
		BALUCHISTAN	1	0	1
		AJ&K	0	4	4
		GB	0	0	0
		FATA	0	4	4
		TOTAL	4	11	15
		SUB.TOTAL	495	1856	2351
National History & Literary Heritage	156 Aiwan-e-Iqbal Complex, Lahore.	ISLAMABAD	0	0	0
		PUNJAB	2	70	72
		SINDH R	0	0	0
		SINDH U	0	0	0
		KP	0	1	1
		BALUCHISTAN	0	0	0
		AJ&K	0	0	0
		GB	0	1	1
		FATA	0	0	0
		TOTAL	2	72	74

	157 Iqbal Academy Pakistan, Lahore.	ISLAMABAD	0	0	0
		PUNJAB	6	38	44
		SINDH R	0	0	0
		SINDH U	0	0	0
		KP	1	1	2
		BALUCHISTAN	0	0	0
		AJ&K	0	4	4
		GB	0	0	0
		FATA	0	0	0
		TOTAL	7	43	50
	158 National Institute of Folk & Traditional Heritage (Lokvirs), Islamabad.	ISLAMABAD	0	1	1
		PUNJAB	5	30	35
		SINDH R	0	0	0
		SINDH U	0	0	0
		KP	1	11	12
		BALUCHISTAN	0	0	0
		AJ&K	0	5	5
		GB	0	0	0
		FATA	0	0	0
		TOTAL	6	47	53
	159 Pakistan Academy of Letters, Islamabad.	ISLAMABAD	1	2	3
		PUNJAB	4	39	43
		SINDH R	1	6	7
		SINDH U	0	0	0
		KP	3	12	15
		BALUCHISTAN	1	2	3
		AJ&K	0	2	2
		GB	0	0	0
		FATA	0	0	0
		TOTAL	10	63	73
	160 Pakistan National Council of the Arts, Islamabad.	ISLAMABAD	0	3	3
		PUNJAB	12	67	79
		SINDH R	2	4	6
		SINDH U	1	9	10
		KP	2	25	27
		BALUCHISTAN	3	3	6
		AJ&K	1	11	12
		GB	1	0	1
		FATA	0	1	1
		TOTAL	22	123	145
	161 Quaid-i-Azam Mazar Management Board, Karachi.	ISLAMABAD	0	0	0
		PUNJAB	1	1	2
		SINDH R	2	3	5
		SINDH U	1	76	77
		KP	0	0	0
		BALUCHISTAN	0	3	3
		AJ&K	0	1	1
		GB	0	0	0
		FATA	0	0	0
		TOTAL	4	84	88
		SUB.TOTAL	51	432	483
Overseas Pakistanis and Human Resource Development	162 Employees Old-age Benefits Institution, Karachi.	ISLAMABAD	0	0	0
		PUNJAB	172	183	355
		SINDH R	62	43	105
		SINDH U	56	119	175
		KP	28	52	80
		BALUCHISTAN	22	21	43
		AJ&K	1	4	5
		GB	10	10	20
		FATA	0	0	0
		TOTAL	351	432	783

	163 Overseas Employment Corporation, Islamabad.	ISLAMABAD	0	1	1
		PUNJAB	14	36	50
		SINDH R	0	10	10
		SINDH U	2	6	8
		KP	1	7	8
		BALUCHISTAN	0	3	3
		AJ&K	0	2	2
		GB	0	0	0
		FATA	0	0	0
		TOTAL	17	65	82
	164 Overseas Pakistanis Foundation (including employees of Schools and Colleges under OPF projects), Islamabad.	ISLAMABAD	39	142	181
		PUNJAB	121	672	793
		SINDH R	18	76	94
		SINDH U	12	96	108
		KP	24	303	327
		BALUCHISTAN	6	85	91
		AJ&K	8	103	111
		GB	1	2	3
		FATA	2	12	14
		TOTAL	231	1491	1722
	165 Workers Welfare Fund, Islamabad.	ISLAMABAD	2	27	29
		PUNJAB	29	93	122
		SINDH R	2	7	9
		SINDH U	8	25	33
		KP	11	38	49
		BALUCHISTAN	2	21	23
		AJ&K	1	2	3
		GB	0	0	0
		FATA	1	4	5
		TOTAL	56	217	273
		SUB.TOTAL	655	2205	2860
Petroleum	166 Government Holdings (Pvt.) Limited, Islamabad.	ISLAMABAD	3	12	15
		PUNJAB	11	14	25
		SINDH R	2	0	2
		SINDH U	0	1	1
		KP	2	3	5
		BALUCHISTAN	1	0	1
		AJ&K	0	4	4
		GB	0	0	0
		FATA	0	0	0
		TOTAL	19	34	53
	167 Hydrocarbon Development Institute of Pakistan, Islamabad.	ISLAMABAD	0	6	6
		PUNJAB	32	95	127
		SINDH R	7	10	17
		SINDH U	6	32	38
		KP	20	41	61
		BALUCHISTAN	5	18	23
		AJ&K	3	18	21
		GB	1	3	4
		FATA	1	2	3
		TOTAL	75	225	300
	168 Inter State Gas Systems (Pvt.) Ltd., Islamabad.	ISLAMABAD	7	0	7
		PUNJAB	25	0	25
		SINDH R	1	0	1
		SINDH U	4	0	4
		KP	4	0	4
		BALUCHISTAN	0	0	0
		AJ&K	2	0	2
		GB	0	0	0
		FATA	1	0	1
		TOTAL	44	0	44

169 Lakhra Coal Development Company Ltd., Karachi.	ISLAMABAD	0	0	0
	PUNJAB	0	1	1
	SINDH R	11	32	43
	SINDH U	4	33	37
	KP	0	0	0
	BALUCHISTAN	0	4	4
	AJ&K	0	0	0
	GB	0	0	0
	FATA	0	0	0
	TOTAL	15	70	85
170 Oil & Gas Development Company Ltd., Islamabad.	ISLAMABAD	69	145	214
	PUNJAB	1130	4580	5710
	SINDH R	398	1941	2339
	SINDH U	174	841	1015
	KP	360	953	1313
	BALUCHISTAN	117	875	992
	AJ&K	45	205	250
	GB	15	7	22
	FATA	45	24	69
	TOTAL	2353	9571	11924
171 Pakistan Mineral Development Corporation, Islamabad.	ISLAMABAD	0	0	0
	PUNJAB	42	672	714
	SINDH R	18	119	137
	SINDH U	0	0	0
	KP	13	154	167
	BALUCHISTAN	10	307	317
	AJ&K	3	29	32
	GB	0	2	2
	FATA	4	12	16
	TOTAL	90	1295	1385
172 Pakistan Petroleum Limited, Karachi.	ISLAMABAD	19	1	20
	PUNJAB	295	223	518
	SINDH R	122	93	215
	SINDH U	544	143	687
	KP	80	28	108
	BALUCHISTAN	192	988	1180
	AJ&K	5	26	31
	GB	5	0	5
	FATA	0	0	0
	TOTAL	1262	1502	2764
173 Pakistan State Oil Company Limited, Karachi.	ISLAMABAD	0	0	0
	PUNJAB	452	389	841
	SINDH R	198	90	288
	SINDH U	499	595	1094
	KP	137	148	285
	BALUCHISTAN	27	13	40
	AJ&K	6	12	18
	GB	4	4	8
	FATA	6	6	12
	TOTAL	1329	1257	2586
174 Saindak Metals Limited, Quetta.	ISLAMABAD	0	0	0
	PUNJAB	1	1	2
	SINDH R	3	0	3
	SINDH U	0	0	0
	KP	1	4	5
	BALUCHISTAN	12	36	48
	AJ&K	1	2	3
	GB	0	0	0
	FATA	0	0	0
	TOTAL	18	43	61

	175 Sui Northern Gas Pipelines Limited, Lahore.	ISLAMABAD	7	56	63
		PUNJAB	1083	5574	6657
		SINDH R	14	14	28
		SINDH U	16	25	41
		KP	295	1498	1793
		BALUCHISTAN	16	73	89
		AJ&K	12	57	69
		GB	3	3	6
		FATA	16	118	134
		TOTAL	1462	7418	8880
	176 Sui Southern Gas Company Limited, Karachi.	ISLAMABAD	0	0	0
		PUNJAB	95	240	335
		SINDH R	1425	2045	3470
		SINDH U	616	1399	2015
		KP	54	160	214
		BALUCHISTAN	232	421	653
		AJ&K	3	25	28
		GB	0	0	0
		FATA	0	15	15
		TOTAL	2425	4305	6730
		SUB.TOTAL	9092	25720	34812
Planning Development & Reform	177 Pakistan Environmental Planning and Architectural Consultants Limited, Islamabad.	ISLAMABAD	1	6	7
		PUNJAB	4	21	25
		SINDH R	0	0	0
		SINDH U	0	0	0
		KP	14	16	30
		BALUCHISTAN	0	0	0
		AJ&K	0	2	2
		GB	2	4	6
		FATA	0	0	0
		TOTAL	21	49	70
	178 Pakistan Institute of Development Economics, Islamabad.	ISLAMABAD	19	42	61
		PUNJAB	53	63	116
		SINDH R	4	0	4
		SINDH U	2	1	3
		KP	22	24	46
		BALUCHISTAN	2	0	2
		AJ&K	4	8	12
		GB	0	1	1
		FATA	0	0	0
		TOTAL	106	139	245
		SUB.TOTAL	127	188	315
Poverty Alleviation & Social Safety	179 Benazir Income Support Programme, Islamabad.	ISLAMABAD	4	40	44
		PUNJAB	153	546	699
		SINDH R	10	90	100
		SINDH U	9	47	56
		KP	72	317	389
		BALUCHISTAN	19	45	64
		AJ&K	29	116	145
		GB	24	90	114
		FATA	12	54	66
		TOTAL	332	1345	1677
	180 Pakistan Bait-ul-Mall, Islamabad.	ISLAMABAD	11	31	42
		PUNJAB	116	1157	1273
		SINDH R	11	272	283
		SINDH U	21	219	240
		KP	29	363	392
		BALUCHISTAN	25	253	278
		AJ&K	10	65	75
		GB	7	55	62
		FATA	1	44	45
		TOTAL	231	2459	2690
		SUB.TOTAL	563	3804	4367

Power	181 Alternative Energy Development Board, Islamabad.	ISLAMABAD	0	0	0
		PUNJAB	8	43	51
		SINDH R	4	7	11
		SINDH U	1	7	8
		KP	3	26	29
		BALUCHISTAN	2	4	6
		AJ&K	0	4	4
		GB	0	2	2
		FATA	0	0	0
		TOTAL	18	93	111
	182 National Energy Efficiency and Conservation Authority, Islamabad.	ISLAMABAD	0	5	5
		PUNJAB	1	19	20
		SINDH R	0	0	0
		SINDH U	0	1	1
		KP	2	2	4
		BALUCHISTAN	0	0	0
		AJ&K	0	3	3
		GB	0	0	0
		FATA	0	0	0
		TOTAL	3	30	33
	183 National Engineering Services Pakistan (Pvt.) Limited, Lahore.	ISLAMABAD	17	7	24
		PUNJAB	1214	697	1911
		SINDH R	40	10	50
		SINDH U	173	70	243
		KP	178	155	333
		BALUCHISTAN	17	11	28
		AJ&K	22	37	59
GB		3	7	10	
FATA		4	8	12	
TOTAL		1668	1002	2670	
184 Pakistan Electric Power Company (Pvt.) Limited, Lahore.	ISLAMABAD	23	754	777	
	PUNJAB	2699	82980	85679	
	SINDH R	793	13100	13893	
	SINDH U	388	6211	6599	
	KP	595	18086	18681	
	BALUCHISTAN	337	5668	6005	
	AJ&K	59	472	531	
	GB	21	118	139	
	FATA	119	1140	1259	
	TOTAL	5034	128529	133563	
	SUB.TOTAL	6723	129654	136377	
Privatization	185 Privatization Commission , Islamabad.	ISLAMABAD	1	19	20
		PUNJAB	7	46	53
		SINDH R	0	7	7
		SINDH U	1	2	3
		KP	2	12	14
		BALUCHISTAN	0	6	6
		AJ&K	1	0	1
		GB	0	0	0
		FATA	0	3	3
		TOTAL	12	95	107
Religious Affairs and Inter-faith Harmony	186 Evacuee Trust Property Board, Lahore.	ISLAMABAD	0	11	11
		PUNJAB	21	1227	1248
		SINDH R	1	37	38
		SINDH U	1	195	196
		KP	5	146	151
		BALUCHISTAN	4	72	76
		AJ&K	0	12	12
		GB	2	0	2
		FATA	2	22	24
		TOTAL	36	1722	1758

Science & Technology	187 Council for Works & Housing Research, Karachi.	ISLAMABAD	0	0	0	
		PUNJAB	0	7	7	
		SINDH R	3	3	6	
		SINDH U	8	42	50	
		KP	1	6	7	
		BALUCHISTAN	1	6	7	
		AJ&K	0	0	0	
		GB	0	1	1	
		FATA	0	0	0	
		TOTAL	13	65	78	
		188 COMSATS University, Islamabad.	ISLAMABAD	144	150	294
			PUNJAB	1567	1811	3378
			SINDH R	11	8	19
			SINDH U	39	3	42
			KP	766	610	1376
			BALUCHISTAN	17	6	23
			AJ&K	77	73	150
	GB		13	11	24	
	FATA		54	65	119	
	TOTAL	2688	2737	5425		
	189 National Institute of Electronics, Islamabad.	ISLAMABAD	3	37	40	
		PUNJAB	16	31	47	
		SINDH R	4	8	12	
		SINDH U	2	2	4	
		KP	6	11	17	
		BALUCHISTAN	4	7	11	
		AJ&K	0	1	1	
		GB	2	1	3	
		FATA	0	0	0	
	TOTAL	37	98	135		
	190 National Institute of Oceanography, Karachi.	ISLAMABAD	0	0	0	
		PUNJAB	8	5	13	
		SINDH R	6	8	14	
		SINDH U	9	44	53	
		KP	3	3	6	
		BALUCHISTAN	1	11	12	
		AJ&K	0	0	0	
		GB	0	0	0	
		FATA	1	0	1	
	TOTAL	28	71	99		
	191 National University of Sciences & Technology, Islamabad.	ISLAMABAD	97	116	213	
		PUNJAB	770	1808	2578	
		SINDH R	35	70	105	
		SINDH U	37	12	49	
		KP	203	577	780	
		BALUCHISTAN	12	30	42	
		AJ&K	19	133	152	
		GB	9	10	19	
		FATA	3	0	3	
	TOTAL	1185	2756	3941		
	192 Pakistan Council of Scientific & Industrial Research, Islamabad.	ISLAMABAD	0	5	5	
		PUNJAB	196	535	731	
		SINDH R	56	147	203	
		SINDH U	132	453	585	
		KP	68	305	373	
		BALUCHISTAN	24	64	88	
		AJ&K	1	11	12	
		GB	7	9	16	
		FATA	6	15	21	
	TOTAL	490	1544	2034		

193 Pakistan Council of Renewable Energy Technologies, Islamabad.	ISLAMABAD	1	8	9
	PUNJAB	7	61	68
	SINDH R	2	9	11
	SINDH U	0	8	8
	KP	1	18	19
	BALUCHISTAN	1	4	5
	AJ&K	0	0	0
	GB	3	0	3
	FATA	1	1	2
	TOTAL	16	109	125
194 Pakistan Council of Research in Water Resources, Islamabad.	ISLAMABAD	1	15	16
	PUNJAB	45	167	212
	SINDH R	7	70	77
	SINDH U	3	11	14
	KP	8	42	50
	BALUCHISTAN	5	29	34
	AJ&K	0	7	7
	GB	0	2	2
	FATA	1	0	1
	TOTAL	70	343	413
195 Pakistan Council for Science & Technology, Islamabad.	ISLAMABAD	0	1	1
	PUNJAB	7	24	31
	SINDH R	0	1	1
	SINDH U	1	0	1
	KP	5	6	11
	BALUCHISTAN	1	1	2
	AJ&K	0	5	5
	GB	0	0	0
	FATA	0	0	0
	TOTAL	14	38	52
196 Pakistan Engineering Council, Islamabad.	ISLAMABAD	0	0	0
	PUNJAB	44	78	122
	SINDH R	11	22	33
	SINDH U	6	14	20
	KP	17	26	43
	BALUCHISTAN	9	8	17
	AJ&K	2	8	10
	GB	2	5	7
	FATA	1	0	1
	TOTAL	92	161	253
197 Pakistan Museum of Natural History, Islamabad.	ISLAMABAD	0	5	5
	PUNJAB	13	54	67
	SINDH R	4	6	10
	SINDH U	2	1	3
	KP	2	12	14
	BALUCHISTAN	1	0	1
	AJ&K	0	2	2
	GB	2	0	2
	FATA	0	0	0
	TOTAL	24	80	104
198 Pakistan National Accreditation Council, Islamabad.	ISLAMABAD	1	2	3
	PUNJAB	4	12	16
	SINDH R	1	2	3
	SINDH U	0	1	1
	KP	3	8	11
	BALUCHISTAN	0	1	1
	AJ&K	0	1	1
	GB	0	0	0
	FATA	0	0	0
	TOTAL	9	27	36

	199 Pakistan Science Foundation, Islamabad.	ISLAMABAD	0	15	15
		PUNJAB	20	62	82
		SINDH R	6	16	22
		SINDH U	1	2	3
		KP	4	23	27
		BALUCHISTAN	0	13	13
		AJ&K	0	3	3
		GB	0	4	4
		FATA	0	0	0
		TOTAL	31	138	169
	200 Pakistan Scientific and Technological Information Centre, Islamabad.	ISLAMABAD	2	26	28
		PUNJAB	15	42	57
		SINDH R	7	11	18
		SINDH U	1	7	8
		KP	4	11	15
		BALUCHISTAN	1	7	8
		AJ&K	1	3	4
		GB	0	0	0
		FATA	0	1	1
		TOTAL	31	108	139
	201 Pakistan Standards & Quality Control Authority, Karachi.	ISLAMABAD	1	2	3
		PUNJAB	58	110	168
		SINDH R	41	46	87
		SINDH U	29	132	161
		KP	11	18	29
		BALUCHISTAN	12	12	24
		AJ&K	2	4	6
		GB	2	1	3
		FATA	4	4	8
		TOTAL	160	329	489
	202 STEDEC Technology Commercialization Corporation of Pakistan (Pvt.) Limited, Lahore.	ISLAMABAD	0	0	0
		PUNJAB	6	9	15
		SINDH R	1	1	2
		SINDH U	0	3	3
		KP	0	0	0
		BALUCHISTAN	1	0	1
		AJ&K	0	0	0
		GB	0	0	0
		FATA	0	0	0
		TOTAL	8	13	21
		SUB.TOTAL	4896	8617	13513
States & Frontier Regions	203 Cadet College, Razmak (NWA).	ISLAMABAD	0	0	0
		PUNJAB	2	14	16
		SINDH R	0	0	0
		SINDH U	0	0	0
		KP	30	67	97
		BALUCHISTAN	0	0	0
		AJ&K	0	0	0
		GB	0	0	0
		FATA	3	81	84
		TOTAL	35	162	197
Textile	204 National Textile University, Faisalabad.	ISLAMABAD	1	0	1
		PUNJAB	171	227	398
		SINDH R	0	2	2
		SINDH U	31	33	64
		KP	3	5	8
		BALUCHISTAN	0	1	1
		AJ&K	0	7	7
		GB	0	0	0
		FATA	0	0	0
		TOTAL	206	275	481

	205 National Textile University, Karachi.	ISLAMABAD	1	0	1
		PUNJAB	1	4	5
		SINDH R	0	0	0
		SINDH U	8	15	23
		KP	0	2	2
		BALUCHISTAN	0	0	0
		AJ&K	0	0	0
		GB	0	0	0
		FATA	0	0	0
		TOTAL	10	21	31
	206 Pakistan Cotton Standards Institute, Karachi.	ISLAMABAD	1	0	1
		PUNJAB	12	15	27
		SINDH R	6	27	33
		SINDH U	13	60	73
		KP	1	8	9
		BALUCHISTAN	0	2	2
		AJ&K	0	0	0
		GB	0	0	0
		FATA	0	0	0
		TOTAL	33	112	145
		SUB.TOTAL	249	408	657
Water Resources	207 Indus River System Authority, Islamabad.	ISLAMABAD	1	3	4
		PUNJAB	6	44	50
		SINDH R	1	4	5
		SINDH U	1	0	1
		KP	4	18	22
		BALUCHISTAN	2	6	8
		AJ&K	0	1	1
		GB	0	0	0
		FATA	0	0	0
		TOTAL	15	76	91
	208 Water & Power Development Authority, Lahore.	ISLAMABAD	8	26	34
		PUNJAB	997	8150	9147
		SINDH R	206	635	841
		SINDH U	165	621	786
		KP	323	5135	5458
		BALUCHISTAN	50	281	331
		AJ&K	34	558	592
		GB	45	464	509
		FATA	28	292	320
		TOTAL	1856	16162	18018
		SUB.TOTAL	1871	16238	18109
Prime Minister's Office (Public)	209 National Disaster Management Authority, Islamabad.	ISLAMABAD	1	0	1
		PUNJAB	23	83	106
		SINDH R	1	6	7
		SINDH U	2	1	3
		KP	6	18	24
		BALUCHISTAN	1	2	3
		AJ&K	1	5	6
		GB	0	1	1
		FATA	1	1	2
		TOTAL	36	117	153
		GRAND TOTAL	63154	326143	389297

TABLE-6

DIVISION WISE RATIO OF OFFICIALS TO OFFICERS FOR SANCTIONED AND ACTUAL WORKING STRENGTH

SR.NO.	DIVISION	SANCTIONED			ACTUAL		
		OFFICERS IN BS 17-22 OR EQUIVALENT	STAFF IN BS 1-16 OR EQUIVALENT	RATIO OF OFFICIALS TO OFFICERS	OFFICERS IN BS 17-22 OR EQUIVALENT	STAFF IN BS 1-16 OR EQUIVALENT	RATIO OF OFFICIALS TO OFFICERS
1	Aviation	5698	21840	3.8	5097	15648	3.1
2	Cabinet	706	2450	3.5	464	1719	3.7
3	Commerce	2455	4781	1.9	2066	3613	1.7
4	Communications	464	1644	3.5	270	1125	4.2
5	Climate Change	40	14	0.4	17	13	0.8
6	Defence Production	1035	45263	43.7	852	33322	39.1
7	Establishment	386	2170	5.6	165	1349	8.2
8	Federal Education and Professional Training	2855	5716	2.0	2373	4875	2.1
9	Finance	16405	8152	0.5	16318	8118	0.5
10	Foreign Affairs	40	60	1.5	36	58	1.6
11	Housing & Works	199	768	3.9	127	542	4.3
12	Human Rights	73	225	3.1	19	39	2.1
13	Industries & Production	4611	26057	5.7	3537	21884	6.2
14	Information & Broadcasting	3858	8849	2.3	2665	5288	2.0
15	Information Technology and Telecommunications	1419	5048	3.6	1119	3969	3.5
16	Inter Provincial Coordination	271	1062	3.9	255	902	3.5
17	Interior	1908	27154	14.2	1406	22208	15.8
18	Kashmir Affairs & Gilgit Baltistan	30	879	29.3	30	879	29.3
19	Law and Justice	71	107	1.5	57	92	1.6
20	Maritime Affairs	891	8730	9.8	592	6493	11.0
21	National Food Security and Research	1322	3794	2.9	848	2789	3.3
22	National Health Services Regulations & Coordination	788	2495	3.2	495	1856	3.7
23	National History & Literary Heritage	117	598	5.1	51	432	8.5
24	Overseas Pakistanis and Human Resource Development	1112	3078	2.8	655	2205	3.4
25	Petroleum	9183	31315	3.4	9092	25720	2.8
26	Planning Development & Reform	198	206	1.0	127	188	1.5
27	Poverty Alleviation & Social Safety	1166	7092	6.1	563	3804	6.8
28	Power	8986	192243	21.4	6723	129654	19.3
29	Privatization	22	119	5.4	12	95	7.9
30	Religious Affairs and Inter-faith Harmony	83	2005	24.2	36	1722	47.8
31	Science & Technology	6482	10662	1.6	4896	8617	1.8
32	States & Frontier Regions	43	162	3.8	35	162	4.6
33	Textile	345	539	1.6	249	408	1.6
34	Water Resources	2658	19936	7.5	1871	16238	8.7
35	Prime Minister's Office (Public)	37	121	3.3	36	117	3.3
	TOTAL	75957	445334	5.9	63154	326143	5.2

TABLE- 7
DOMICILE WISE ACTUAL WORKING STRENGTH OF FEMALE EMPLOYEES

DOMICILE	OFFICERS IN BS 17 - 22 OR EQUIVALENT	STAFF IN BS 1- 16 OR EQUIVALENT	TOTAL	% SHARE
ISLAMABAD	354	327	681	3.43
PUNJAB	3985	7584	11569	58.20
SINDH	1504	2893	4397	22.12
SINDH RURAL	353	1046	1399	7.04
SINDH URBAN	1151	1847	2998	15.08
KHYBER PAKHTUNKHWA	646	1368	2014	10.13
BALUCHISTAN	151	462	613	3.08
AZAD JAMMU & KASHMIR	136	273	409	2.06
GILGIT BALTISTAN	36	111	147	0.74
FEDERALLY ADMINISTERED TRIBAL AREAS	20	29	49	0.25
TOTAL	6832	13047	19879	100.00

TABLE- 8**COMPARISON OF DOMICILE WISE ACTUAL STRENGTH OF FEMALE EMPLOYEES
FOR 2018-2019 AND 2019-2020**

DOMICILE	2018-2019	2019-2020	% CHANGE
ISLAMABAD	778	681	-12.47
PUNJAB	12058	11569	-4.06
SINDH	4452	4397	-1.24
SINDH RURAL	1467	1399	-4.64
SINDH URBAN	2985	2998	0.44
KHYBER PAKHTUNKHWA	1968	2014	2.34
BALUCHISTAN	627	613	-2.23
AZAD JAMMU & KASHMIR	429	409	-4.66
GILGIT BALTISTAN	146	147	0.68
FEDERALLY ADMINISTERED TRIBAL AREAS	45	49	8.89
TOTAL	20503	19879	-3.04

TABLE-9
DOMICILE WISE ACTUAL WORKING STRENGTH OF FEMALE OFFICERS AND STAFF

DIVISION	CORPORATION / BODY	DOMICILE	OFFICERS IN BS 17-22 OR EQUIVALENT	STAFF IN BS 1-16 OR EQUIVALENT	TOTAL
Aviation	1 Civil Aviation Authority, Karachi.	ISLAMABAD	0	0	0
		PUNJAB	69	173	242
		SINDH R	13	29	42
		SINDH U	46	184	230
		KP	8	26	34
		BALUCHISTAN	8	10	18
		AJ&K	1	2	3
		GB	2	1	3
		FATA	1	1	2
		TOTAL	148	426	574
	2 Pakistan International Airlines, Karachi.	ISLAMABAD	6	18	24
		PUNJAB	178	657	835
		SINDH R	54	185	239
		SINDH U	146	277	423
		KP	29	178	207
		BALUCHISTAN	15	47	62
		AJ&K	7	16	23
		GB	0	13	13
		FATA	1	4	5
		TOTAL	436	1395	1831
	SUB.TOTAL	584	1821	2405	
Cabinet	3 Abandoned Properties Organization (APO), Islamabad, Karachi.	ISLAMABAD	0	5	5
		PUNJAB	0	1	1
		SINDH R	0	0	0
		SINDH U	0	4	4
		KP	0	0	0
		BALUCHISTAN	0	0	0
		AJ&K	0	0	0
		GB	0	0	0
		FATA	0	0	0
		TOTAL	0	10	10
	4 Frequency Allocation Board, Islamabad.	ISLAMABAD	0	0	0
		PUNJAB	2	4	6
		SINDH R	0	0	0
		SINDH U	0	0	0
		KP	1	0	1
		BALUCHISTAN	0	0	0
		AJ&K	0	0	0
		GB	0	0	0
		FATA	0	0	0
		TOTAL	3	4	7
	5 National Electric Power Regulatory Authority, Islamabad.	ISLAMABAD	0	1	1
		PUNJAB	9	9	18
		SINDH R	0	2	2
		SINDH U	0	0	0
		KP	2	1	3
		BALUCHISTAN	3	1	4
		AJ&K	0	0	0
		GB	0	0	0
		FATA	0	0	0
		TOTAL	14	14	28
6 Oil and Gas Regulatory Authority, Islamabad.	ISLAMABAD	2	1	3	
	PUNJAB	7	2	9	
	SINDH R	0	0	0	
	SINDH U	1	0	1	
	KP	0	0	0	
	BALUCHISTAN	0	0	0	
	AJ&K	0	1	1	
	GB	0	0	0	
	FATA	0	0	0	
	TOTAL	10	4	14	

	7 Pakistan Study Centre, University of Sindh, Jamshoro.	ISLAMABAD	0	0	0
		PUNJAB	0	0	0
		SINDH R	0	0	0
		SINDH U	1	3	4
		KP	0	0	0
		BALUCHISTAN	0	0	0
		AJ&K	0	0	0
		GB	0	0	0
		FATA	0	0	0
		TOTAL	1	3	4
	8 Pakistan Telecommunication Authority, Islamabad.	ISLAMABAD	4	4	8
		PUNJAB	3	14	17
		SINDH R	0	0	0
		SINDH U	2	1	3
		KP	2	3	5
		BALUCHISTAN	2	0	2
		AJ&K	0	0	0
		GB	0	0	0
		FATA	0	0	0
	TOTAL	13	22	35	
	9 Pakistan Tourism Development Corporation, Rawalpindi, Lahore, Islamabad.	ISLAMABAD	0	0	0
		PUNJAB	2	4	6
		SINDH R	0	0	0
		SINDH U	0	0	0
		KP	1	1	2
		BALUCHISTAN	1	0	1
		AJ&K	0	0	0
		GB	0	0	0
		FATA	0	0	0
	TOTAL	4	5	9	
	10 Printing Corporation of Pakistan (Pvt.) Ltd., Islamabad.	ISLAMABAD	0	0	0
		PUNJAB	0	5	5
		SINDH R	0	0	0
		SINDH U	0	1	1
		KP	0	1	1
		BALUCHISTAN	0	0	0
		AJ&K	0	1	1
		GB	0	0	0
		FATA	0	0	0
	TOTAL	0	8	8	
	11 Public Procurement Regulatory Authority, Islamabad.	ISLAMABAD	0	0	0
		PUNJAB	4	4	8
		SINDH R	0	0	0
		SINDH U	0	0	0
		KP	1	1	2
		BALUCHISTAN	0	0	0
		AJ&K	0	1	1
		GB	0	0	0
		FATA	0	0	0
	TOTAL	5	6	11	
		SUB.TOTAL	50	76	126
Commerce	12 Intellectual Property Organization of Pakistan (The Patent Office + Trade Marks Registry + Central Copy Right Office), Islamabad.	ISLAMABAD	0	0	0
		PUNJAB	4	0	4
		SINDH R	0	4	4
		SINDH U	3	3	6
		KP	1	0	1
		BALUCHISTAN	0	0	0
		AJ&K	0	0	0
		GB	0	0	0
		FATA	0	0	0
	TOTAL	8	7	15	

13 National Insurance Company Limited, Karachi.	ISLAMABAD	1	0	1
	PUNJAB	3	14	17
	SINDH R	1	1	2
	SINDH U	0	6	6
	KP	0	0	0
	BALUCHISTAN	0	0	0
	AJ&K	0	0	0
	GB	0	0	0
	FATA	0	0	0
TOTAL	5	21	26	
14 National Tariff Commission, Islamabad.	ISLAMABAD	0	0	0
	PUNJAB	0	2	2
	SINDH R	1	0	1
	SINDH U	1	0	1
	KP	0	0	0
	BALUCHISTAN	1	0	1
	AJ&K	0	0	0
	GB	0	0	0
	FATA	0	0	0
TOTAL	3	2	5	
15 Pakistan Horticulture Development and Export Company, Islamabad.	ISLAMABAD	0	0	0
	PUNJAB	0	0	0
	SINDH R	0	0	0
	SINDH U	0	0	0
	KP	1	0	1
	BALUCHISTAN	0	0	0
	AJ&K	0	0	0
	GB	0	0	0
	FATA	0	0	0
TOTAL	1	0	1	
16 Pakistan Reinsurance Company Limited, Karachi.	ISLAMABAD	0	0	0
	PUNJAB	1	0	1
	SINDH R	0	1	1
	SINDH U	9	4	13
	KP	0	0	0
	BALUCHISTAN	0	0	0
	AJ&K	0	1	1
	GB	0	0	0
	FATA	0	0	0
TOTAL	10	6	16	
17 Pakistan Tobacco Board, Peshawar.	ISLAMABAD	0	0	0
	PUNJAB	4	1	5
	SINDH R	0	0	0
	SINDH U	0	0	0
	KP	1	2	3
	BALUCHISTAN	0	0	0
	AJ&K	1	0	1
	GB	0	0	0
	FATA	0	0	0
TOTAL	6	3	9	
18 State Life Insurance Corporation of Pakistan, Karachi.	ISLAMABAD	3	1	4
	PUNJAB	44	36	80
	SINDH R	26	32	58
	SINDH U	11	9	20
	KP	7	3	10
	BALUCHISTAN	1	2	3
	AJ&K	0	1	1
	GB	0	0	0
	FATA	2	0	2
TOTAL	94	84	178	

	19 Trading Corporation of Pakistan (Pvt.). Ltd., Karachi.	ISLAMABAD	0	0	0
		PUNJAB	1	1	2
		SINDH R	0	0	0
		SINDH U	0	4	4
		KP	0	0	0
		BALUCHISTAN	0	0	0
		AJ&K	0	0	0
		GB	0	0	0
		FATA	0	0	0
		TOTAL	1	5	6
		SUB.TOTAL	128	128	256
Communications	20 National Highway Authority, Islamabad.	ISLAMABAD	1	0	1
		PUNJAB	6	18	24
		SINDH R	1	2	3
		SINDH U	0	1	1
		KP	0	1	1
		BALUCHISTAN	1	1	2
		AJ&K	0	0	0
		GB	0	0	0
		FATA	0	0	0
		TOTAL	9	23	32
Climate Change	21 Global Change Impact Studies Centre, Islamabad.	ISLAMABAD	1	0	1
		PUNJAB	2	0	2
		SINDH R	0	0	0
		SINDH U	0	0	0
		KP	1	0	1
		BALUCHISTAN	0	0	0
		AJ&K	0	0	0
		GB	0	0	0
		FATA	0	0	0
		TOTAL	4	0	4
Defence Production	22 Heavy Industries Taxila Board, Taxila.	ISLAMABAD	0	0	0
		PUNJAB	8	180	188
		SINDH R	1	6	7
		SINDH U	1	2	3
		KP	1	26	27
		BALUCHISTAN	0	4	4
		AJ&K	0	3	3
		GB	0	1	1
		FATA	0	0	0
		TOTAL	11	222	233
	23 Karachi Shipyard & Engineering Works Limited, Karachi.	ISLAMABAD	0	0	0
		PUNJAB	0	0	0
		SINDH R	0	0	0
		SINDH U	0	0	0
		KP	0	0	0
		BALUCHISTAN	0	0	0
		AJ&K	0	0	0
		GB	0	0	0
		FATA	0	0	0
		TOTAL	0	0	0
	24 Pakistan Aeronautical Complex Board, Kamra.	ISLAMABAD	2	0	2
		PUNJAB	3	177	180
		SINDH R	0	4	4
		SINDH U	0	2	2
		KP	0	19	19
		BALUCHISTAN	0	0	0
		AJ&K	0	1	1
		GB	0	0	0
		FATA	0	0	0
		TOTAL	5	203	208

	25 Pakistan Ordnance Factories Board, Wah Cantt.	ISLAMABAD	1	4	5
		PUNJAB	48	753	801
		SINDH R	4	11	15
		SINDH U	4	15	19
		KP	11	103	114
		BALUCHISTAN	0	3	3
		AJ&K	1	17	18
		GB	0	13	13
		FATA	0	2	2
		TOTAL	69	921	990
		SUB.TOTAL	85	1346	1431
Establishment	26 Civil Services Academy, Lahore.	ISLAMABAD	0	0	0
		PUNJAB	6	16	22
		SINDH R	0	0	0
		SINDH U	0	0	0
		KP	0	0	0
		BALUCHISTAN	0	0	0
		AJ&K	0	0	0
		GB	0	0	0
		FATA	0	0	0
		TOTAL	6	16	22
	27 Federal Employees Benevolent & Group Insurance Funds, Islamabad.	ISLAMABAD	1	0	1
		PUNJAB	2	3	5
		SINDH R	0	0	0
		SINDH U	0	1	1
		KP	0	0	0
		BALUCHISTAN	1	0	1
		AJ&K	0	0	0
		GB	0	0	0
		FATA	0	0	0
		TOTAL	4	4	8
	28 National Institute of Management, Islamabad.	ISLAMABAD	0	0	0
		PUNJAB	1	0	1
		SINDH R	0	0	0
		SINDH U	0	0	0
		KP	0	0	0
		BALUCHISTAN	1	0	1
		AJ&K	0	0	0
		GB	0	0	0
		FATA	0	0	0
		TOTAL	2	0	2
	29 National Institute of Management, Karachi.	ISLAMABAD	0	0	0
		PUNJAB	1	0	1
		SINDH R	0	2	2
SINDH U		1	7	8	
KP		0	0	0	
BALUCHISTAN		0	0	0	
AJ&K		0	0	0	
GB		0	0	0	
FATA		0	0	0	
	TOTAL	2	9	11	
30 National Institute of Management, Peshawar.	ISLAMABAD	0	0	0	
	PUNJAB	1	0	1	
	SINDH R	0	0	0	
	SINDH U	0	0	0	
	KP	1	0	1	
	BALUCHISTAN	0	0	0	
	AJ&K	0	0	0	
	GB	0	0	0	
	FATA	0	0	0	
	TOTAL	2	0	2	

	31	National Institute of Management, Quetta.	ISLAMABAD	0	0	0	
			PUNJAB	0	0	0	
			SINDH R	0	0	0	
			SINDH U	0	0	0	
			KP	0	0	0	
			BALUCHISTAN	0	0	0	
			AJ&K	0	0	0	
			GB	0	0	0	
			FATA	0	0	0	
			TOTAL	0	0	0	
	32	National Institute of Management, Lahore.	ISLAMABAD	0	0	0	
			PUNJAB	1	1	2	
			SINDH R	0	0	0	
			SINDH U	0	0	0	
			KP	1	0	1	
			BALUCHISTAN	0	0	0	
			AJ&K	0	0	0	
			GB	0	0	0	
			FATA	0	0	0	
			TOTAL	2	1	3	
	33	National School of Public Policy Secretariat and its Integral Units, Lahore.	ISLAMABAD	0	0	0	
			PUNJAB	12	9	21	
			SINDH R	0	0	0	
			SINDH U	0	0	0	
			KP	1	0	1	
			BALUCHISTAN	0	0	0	
			AJ&K	0	0	0	
			GB	0	0	0	
			FATA	0	0	0	
			TOTAL	13	9	22	
	34	Pakistan Academy for Rural Development, Peshawar.	ISLAMABAD	0	0	0	
			PUNJAB	0	0	0	
			SINDH R	0	0	0	
			SINDH U	0	0	0	
			KP	3	2	5	
			BALUCHISTAN	0	0	0	
			AJ&K	0	0	0	
			GB	0	0	0	
			FATA	0	0	0	
			TOTAL	3	2	5	
			SUB.TOTAL	34	41	75	
Federal Education and Professional Training	35	Area Study Centre for (Russia, China & Central Asia), University of Peshawar.	ISLAMABAD	0	0	0	
			PUNJAB	0	0	0	
			SINDH R	0	0	0	
			SINDH U	0	0	0	
			KP	0	0	0	
			BALUCHISTAN	0	0	0	
			AJ&K	0	0	0	
			GB	0	0	0	
			FATA	0	0	0	
			TOTAL	0	0	0	
		36	Area Study Centre (Far East & South East Asia), University of Sindh, Jamshoro.	ISLAMABAD	0	0	0
				PUNJAB	0	0	0
				SINDH R	0	0	0
			SINDH U	2	0	2	
			KP	0	0	0	
			BALUCHISTAN	0	0	0	
			AJ&K	0	0	0	
			GB	0	0	0	
			FATA	0	0	0	
			TOTAL	2	0	2	

37	Area Study Centre for Africa, North & South America, Quaid-i-Azam University, Islamabad.	ISLAMABAD	1	0	1
		PUNJAB	0	1	1
		SINDH R	0	0	0
		SINDH U	0	0	0
		KP	2	0	2
		BALUCHISTAN	0	0	0
		AJ&K	0	0	0
		GB	0	0	0
		FATA	0	0	0
	TOTAL	3	1	4	
38	Area Study Centre for Europe, University of Karachi.	ISLAMABAD	0	0	0
		PUNJAB	0	0	0
		SINDH R	0	0	0
		SINDH U	5	0	5
		KP	0	0	0
		BALUCHISTAN	0	0	0
		AJ&K	0	0	0
		GB	0	0	0
		FATA	0	0	0
	TOTAL	5	0	5	
39	Area Study Centre for Middle East & Arab Countries, University of Balochistan, Quetta.	ISLAMABAD	0	0	0
		PUNJAB	0	0	0
		SINDH R	0	0	0
		SINDH U	0	0	0
		KP	0	0	0
		BALUCHISTAN	0	0	0
		AJ&K	0	0	0
		GB	0	0	0
		FATA	0	0	0
	TOTAL	0	0	0	
40	Centre for South Asian Studies, University of the Punjab, Lahore.	ISLAMABAD	0	0	0
		PUNJAB	3	2	5
		SINDH R	0	0	0
		SINDH U	0	0	0
		KP	0	0	0
		BALUCHISTAN	0	0	0
		AJ&K	0	0	0
		GB	0	0	0
		FATA	0	0	0
	TOTAL	3	2	5	
41	Centre of Excellence in Gender Studies, Quaid-i-Azam University, Islamabad.	ISLAMABAD	1	0	1
		PUNJAB	2	0	2
		SINDH R	0	0	0
		SINDH U	0	0	0
		KP	2	1	3
		BALUCHISTAN	1	0	1
		AJ&K	0	0	0
		GB	0	0	0
		FATA	0	0	0
	TOTAL	6	1	7	
42	Centre of Excellence in Marine Biology, University of Karachi.	ISLAMABAD	0	0	0
		PUNJAB	2	1	3
		SINDH R	0	0	0
		SINDH U	8	3	11
		KP	0	0	0
		BALUCHISTAN	0	0	0
		AJ&K	0	0	0
		GB	0	0	0
		FATA	0	0	0
	TOTAL	10	4	14	

43 Centre of Excellence in Mineralogy, University of Balochistan, Quetta.	ISLAMABAD	0	0	0
	PUNJAB	0	0	0
	SINDH R	0	0	0
	SINDH U	0	0	0
	KP	0	0	0
	BALUCHISTAN	0	0	0
	AJ&K	0	0	0
	GB	0	0	0
	FATA	0	0	0
	TOTAL	0	0	0
44 Centre of Excellence in Solid State Physics, University of the Punjab, Lahore.	ISLAMABAD	0	0	0
	PUNJAB	2	9	11
	SINDH R	0	0	0
	SINDH U	0	0	0
	KP	0	0	0
	BALUCHISTAN	0	0	0
	AJ&K	0	0	0
	GB	0	0	0
	FATA	0	0	0
	TOTAL	2	9	11
45 Centre of Excellence in Water Resources Engineering, University of Engineering & Technology, Lahore.	ISLAMABAD	0	0	0
	PUNJAB	0	0	0
	SINDH R	0	0	0
	SINDH U	0	0	0
	KP	0	0	0
	BALUCHISTAN	0	0	0
	AJ&K	0	0	0
	GB	0	0	0
	FATA	0	0	0
	TOTAL	0	0	0
46 Federal Board of Intermediate & Secondary Education, Islamabad.	ISLAMABAD	1	4	5
	PUNJAB	1	3	4
	SINDH R	0	0	0
	SINDH U	1	0	1
	KP	2	0	2
	BALUCHISTAN	0	1	1
	AJ&K	0	0	0
	GB	0	0	0
	FATA	0	0	0
	TOTAL	5	8	13
47 Federal Government College of Home Economics and Management Sciences, Islamabad.	ISLAMABAD	6	5	11
	PUNJAB	11	1	12
	SINDH R	0	1	1
	SINDH U	1	1	2
	KP	1	1	2
	BALUCHISTAN	0	0	0
	AJ&K	0	0	0
	GB	1	0	1
	FATA	0	0	0
	TOTAL	20	9	29
48 Higher Education Commission, Islamabad.	ISLAMABAD	2	1	3
	PUNJAB	21	9	30
	SINDH R	1	1	2
	SINDH U	1	1	2
	KP	3	3	6
	BALUCHISTAN	1	1	2
	AJ&K	0	0	0
	GB	1	0	1
	FATA	0	0	0
	TOTAL	30	16	46

49 National Book Foundation, Islamabad.	ISLAMABAD	0	0	0
	PUNJAB	1	2	3
	SINDH R	0	0	0
	SINDH U	0	0	0
	KP	0	1	1
	BALUCHISTAN	0	0	0
	AJ&K	0	0	0
	GB	0	0	0
	FATA	0	0	0
	TOTAL	1	3	4
50 National Centre of Excellence in Analytical Chemistry, University of Sindh, Jamshoro.	ISLAMABAD	0	0	0
	PUNJAB	0	0	0
	SINDH R	3	2	5
	SINDH U	2	0	2
	KP	0	0	0
	BALUCHISTAN	0	0	0
	AJ&K	0	0	0
	GB	0	0	0
	FATA	0	0	0
TOTAL	5	2	7	
51 National Centre of Excellence in Geology, University of Peshawar.	ISLAMABAD	0	0	0
	PUNJAB	0	0	0
	SINDH R	0	0	0
	SINDH U	0	0	0
	KP	6	0	6
	BALUCHISTAN	0	0	0
	AJ&K	0	0	0
	GB	0	0	0
	FATA	0	0	0
TOTAL	6	0	6	
52 National Centre of Excellence in Molecular Biology, University of the Punjab, Lahore.	ISLAMABAD	0	0	0
	PUNJAB	23	1	24
	SINDH R	0	0	0
	SINDH U	0	0	0
	KP	0	0	0
	BALUCHISTAN	0	0	0
	AJ&K	0	0	0
	GB	0	0	0
	FATA	0	0	0
TOTAL	23	1	24	
53 National Centre of Excellence in Physical Chemistry, University of Peshawar.	ISLAMABAD	0	0	0
	PUNJAB	0	0	0
	SINDH R	0	0	0
	SINDH U	0	0	0
	KP	3	1	4
	BALUCHISTAN	0	0	0
	AJ&K	0	0	0
	GB	0	0	0
	FATA	0	0	0
TOTAL	3	1	4	
54 National College of Arts Lahore, Rawalpindi.	ISLAMABAD	4	0	4
	PUNJAB	27	7	34
	SINDH R	0	0	0
	SINDH U	0	0	0
	KP	1	0	1
	BALUCHISTAN	1	0	1
	AJ&K	0	0	0
	GB	0	0	0
	FATA	1	0	1
TOTAL	34	7	41	

55	National Commission for Human Development, Islamabad.	ISLAMABAD	6	8	14
		PUNJAB	8	93	101
		SINDH R	1	54	55
		SINDH U	4	8	12
		KP	1	51	52
		BALUCHISTAN	3	32	35
		AJ&K	0	12	12
		GB	2	2	4
		FATA	0	0	0
		TOTAL	25	260	285
56	National Education Assessment System, Islamabad.	ISLAMABAD	0	0	0
		PUNJAB	4	1	5
		SINDH R	0	0	0
		SINDH U	0	0	0
		KP	1	0	1
		BALUCHISTAN	0	0	0
		AJ&K	0	0	0
		GB	0	0	0
		FATA	0	0	0
		TOTAL	5	1	6
57	National Education Foundation, Islamabad.	ISLAMABAD	0	0	0
		PUNJAB	0	0	0
		SINDH R	1	1	2
		SINDH U	0	0	0
		KP	0	0	0
		BALUCHISTAN	0	0	0
		AJ&K	0	0	0
		GB	0	0	0
		FATA	0	0	0
		TOTAL	1	1	2
58	National Institute of Historical and Cultural Research, Centre of Excellence, Quaid-i-Azam University, Islamabad.	ISLAMABAD	1	0	1
		PUNJAB	1	1	2
		SINDH R	0	0	0
		SINDH U	0	0	0
		KP	1	1	2
		BALUCHISTAN	0	0	0
		AJ&K	0	0	0
		GB	0	0	0
		FATA	0	0	0
		TOTAL	3	2	5
59	National Institute of Pakistan Studies, Quaid-i-Azam University, Islamabad.	ISLAMABAD	0	0	0
		PUNJAB	3	0	3
		SINDH R	0	0	0
		SINDH U	0	0	0
		KP	0	1	1
		BALUCHISTAN	1	0	1
		AJ&K	0	0	0
		GB	0	0	0
		FATA	0	0	0
		TOTAL	4	1	5
60	National Institute of Psychology, Centre of Excellence, Quaid-i-Azam University, Islamabad.	ISLAMABAD	4	2	6
		PUNJAB	10	1	11
		SINDH R	0	0	0
		SINDH U	0	1	1
		KP	0	0	0
		BALUCHISTAN	0	0	0
		AJ&K	0	0	0
		GB	0	0	0
		FATA	0	0	0
		TOTAL	14	4	18

61	National University of Modern Languages, Islamabad.	ISLAMABAD	17	1	18
		PUNJAB	754	88	842
		SINDH R	7	1	8
		SINDH U	6	6	12
		KP	35	26	61
		BALUCHISTAN	4	0	4
		AJ&K	14	2	16
		GB	0	2	2
		FATA	0	1	1
		TOTAL	837	127	964
62	National Vocational and Technical Training Commission, Islamabad.	ISLAMABAD	0	0	0
		PUNJAB	8	2	10
		SINDH R	0	0	0
		SINDH U	0	0	0
		KP	0	0	0
		BALUCHISTAN	1	0	1
		AJ&K	0	0	0
		GB	0	0	0
		FATA	0	0	0
		TOTAL	9	2	11
63	Pakistan Boy Scouts Association, Islamabad.	ISLAMABAD	0	0	0
		PUNJAB	0	1	1
		SINDH R	0	0	0
		SINDH U	0	0	0
		KP	0	0	0
		BALUCHISTAN	0	0	0
		AJ&K	0	0	0
		GB	0	0	0
		FATA	0	0	0
		TOTAL	0	1	1
64	Pakistan Girl Guides Association, Islamabad.	ISLAMABAD	2	0	2
		PUNJAB	6	10	16
		SINDH R	0	0	0
		SINDH U	0	0	0
		KP	2	2	4
		BALUCHISTAN	1	1	2
		AJ&K	1	3	4
		GB	0	2	2
		FATA	1	0	1
		TOTAL	13	18	31
65	Pakistan Study Centre, University of Balochistan, Quetta.	ISLAMABAD	0	0	0
		PUNJAB	0	0	0
		SINDH R	0	0	0
		SINDH U	0	0	0
		KP	0	0	0
		BALUCHISTAN	3	0	3
		AJ&K	0	0	0
		GB	0	0	0
		FATA	0	0	0
		TOTAL	3	0	3
66	Pakistan Study Centre, University of Karachi.	ISLAMABAD	0	0	0
		PUNJAB	1	0	1
		SINDH R	0	0	0
		SINDH U	3	1	4
		KP	0	0	0
		BALUCHISTAN	0	0	0
		AJ&K	0	0	0
		GB	0	0	0
		FATA	0	0	0
		TOTAL	4	1	5

67	Pakistan Study Centre, University of Peshawar.	ISLAMABAD	0	0	0
		PUNJAB	1	0	1
		SINDH R	0	0	0
		SINDH U	3	1	4
		KP	0	1	1
		BALUCHISTAN	0	0	0
		AJ&K	0	0	0
		GB	0	0	0
		FATA	0	0	0
		TOTAL	4	2	6
68	Pakistan Study Centre, University of the Punjab, Lahore.	ISLAMABAD	0	0	0
		PUNJAB	1	1	2
		SINDH R	0	0	0
		SINDH U	0	0	0
		KP	0	0	0
		BALUCHISTAN	0	0	0
		AJ&K	0	0	0
		GB	0	0	0
		FATA	0	0	0
		TOTAL	1	1	2
69	Private Educational Institutions Regulatory Authority, Islamabad.	ISLAMABAD	0	0	0
		PUNJAB	0	1	1
		SINDH R	0	0	0
		SINDH U	0	0	0
		KP	0	0	0
		BALUCHISTAN	0	0	0
		AJ&K	0	0	0
		GB	0	0	0
		FATA	0	0	0
		TOTAL	0	1	1
70	Sheikh Zayed Islamic Centre, University of Karachi.	ISLAMABAD	0	0	0
		PUNJAB	0	0	0
		SINDH R	0	0	0
		SINDH U	2	0	2
		KP	0	0	0
		BALUCHISTAN	0	0	0
		AJ&K	0	0	0
		GB	0	0	0
		FATA	0	0	0
		TOTAL	2	0	2
71	Sheikh Zayed Islamic Centre, Punjab University , Lahore.	ISLAMABAD	0	0	0
		PUNJAB	1	2	3
		SINDH R	0	0	0
		SINDH U	0	0	0
		KP	0	0	0
		BALUCHISTAN	0	0	0
		AJ&K	0	0	0
		GB	0	0	0
		FATA	0	0	0
		TOTAL	1	2	3
72	Sheikh Zayed Islamic Centre, University of Peshawar.	ISLAMABAD	0	0	0
		PUNJAB	0	0	0
		SINDH R	0	0	0
		SINDH U	0	0	0
		KP	1	0	1
		BALUCHISTAN	0	0	0
		AJ&K	0	0	0
		GB	0	0	0
		FATA	0	0	0
		TOTAL	1	0	1
		SUB.TOTAL	1085	488	1573

Finance	73 Competition Commission of Pakistan, Islamabad.	ISLAMABAD	3	1	4
		PUNJAB	6	1	7
		SINDH R	0	0	0
		SINDH U	1	0	1
		KP	3	2	5
		BALUCHISTAN	3	0	3
		AJ&K	1	0	1
		GB	0	0	0
		FATA	0	0	0
	TOTAL	17	4	21	
	74 Financial Monitoring Unit, Karachi.	ISLAMABAD	0	0	0
		PUNJAB	1	0	1
		SINDH R	1	0	1
		SINDH U	1	0	1
		KP	0	0	0
		BALUCHISTAN	0	0	0
		AJ&K	0	0	0
		GB	0	0	0
		FATA	0	0	0
	TOTAL	3	0	3	
	75 First Women Bank Limited, Karachi.	ISLAMABAD	1	8	9
		PUNJAB	72	59	131
		SINDH R	21	24	45
		SINDH U	72	37	109
		KP	10	13	23
		BALUCHISTAN	2	7	9
		AJ&K	1	0	1
		GB	2	2	4
		FATA	0	0	0
	TOTAL	181	150	331	
	76 House Building Finance Company Limited, Karachi.	ISLAMABAD	0	0	0
		PUNJAB	3	13	16
		SINDH R	1	3	4
		SINDH U	4	15	19
		KP	2	0	2
		BALUCHISTAN	0	2	2
		AJ&K	0	0	0
		GB	0	1	1
		FATA	0	0	0
	TOTAL	10	34	44	
	77 Industrial Development Bank Limited, Karachi.	ISLAMABAD	0	0	0
		PUNJAB	0	0	0
		SINDH R	0	0	0
		SINDH U	0	0	0
		KP	0	0	0
		BALUCHISTAN	0	0	0
		AJ&K	0	0	0
		GB	0	0	0
		FATA	0	0	0
	TOTAL	0	0	0	
	78 National Bank of Pakistan, Karachi.	ISLAMABAD	12	3	15
		PUNJAB	307	148	455
		SINDH R	21	13	34
		SINDH U	203	104	307
		KP	96	29	125
		BALUCHISTAN	21	20	41
		AJ&K	43	17	60
		GB	3	3	6
		FATA	3	0	3
	TOTAL	709	337	1046	

79 National Investment Trust Limited, Karachi.	ISLAMABAD	0	0	0
	PUNJAB	1	0	1
	SINDH R	0	0	0
	SINDH U	3	0	3
	KP	0	0	0
	BALUCHISTAN	0	0	0
	AJ&K	0	0	0
	GB	0	0	0
	FATA	0	0	0
	TOTAL	4	0	4
80 Pakistan Security Printing Corporation (Pvt.) Limited, Karachi.	ISLAMABAD	1	0	1
	PUNJAB	2	3	5
	SINDH R	0	1	1
	SINDH U	8	43	51
	KP	0	0	0
	BALUCHISTAN	0	0	0
	AJ&K	0	0	0
	GB	0	0	0
	FATA	0	0	0
	TOTAL	11	47	58
81 Securities & Exchange Commission of Pakistan, Islamabad.	ISLAMABAD	13	1	14
	PUNJAB	33	3	36
	SINDH R	4	2	6
	SINDH U	3	2	5
	KP	4	1	5
	BALUCHISTAN	0	0	0
	AJ&K	3	0	3
	GB	2	0	2
	FATA	0	0	0
	TOTAL	62	9	71
82 S.M.E. Bank Ltd., Islamabad.	ISLAMABAD	4	0	4
	PUNJAB	15	1	16
	SINDH R	3	0	3
	SINDH U	0	0	0
	KP	0	0	0
	BALUCHISTAN	3	0	3
	AJ&K	0	0	0
	GB	0	0	0
	FATA	0	0	0
	TOTAL	25	1	26
83 State Bank of Pakistan, Karachi.	ISLAMABAD	3	0	3
	PUNJAB	50	0	50
	SINDH R	12	0	12
	SINDH U	37	0	37
	KP	4	0	4
	BALUCHISTAN	5	0	5
	AJ&K	1	0	1
	GB	5	0	5
	FATA	0	0	0
	TOTAL	117	0	117
84 Zarai Taraqati Bank Limited, Islamabad.	ISLAMABAD	24	0	24
	PUNJAB	142	1	143
	SINDH R	13	1	14
	SINDH U	12	0	12
	KP	13	1	14
	BALUCHISTAN	4	0	4
	AJ&K	1	1	2
	GB	5	0	5
	FATA	0	0	0
	TOTAL	214	4	218
	SUB.TOTAL	1353	586	1939

Foreign Affairs	85 Foreign Service Academy, Islamabad.	ISLAMABAD	0	0	0
		PUNJAB	2	0	2
		SINDH R	0	0	0
		SINDH U	0	0	0
		KP	1	0	1
		BALUCHISTAN	0	0	0
		AJ&K	0	0	0
		GB	0	0	0
		FATA	0	0	0
	TOTAL	3	0	3	
	86 Institute of Strategic Studies, Islamabad.	ISLAMABAD	3	0	3
		PUNJAB	7	2	9
		SINDH R	0	0	0
		SINDH U	0	0	0
		KP	1	0	1
		BALUCHISTAN	0	0	0
		AJ&K	1	0	1
		GB	0	0	0
		FATA	1	0	1
TOTAL	13	2	15		
	SUB.TOTAL	16	2	18	
Housing & Works	87 Federal Government Employees Housing Foundation, Islamabad.	ISLAMABAD	0	4	4
		PUNJAB	1	6	7
		SINDH R	0	0	0
		SINDH U	0	0	0
		KP	0	3	3
		BALUCHISTAN	1	0	1
		AJ&K	0	0	0
		GB	0	1	1
		FATA	0	0	0
	TOTAL	2	14	16	
	88 National Construction Limited, Islamabad.	ISLAMABAD	0	1	1
		PUNJAB	0	2	2
		SINDH R	0	0	0
		SINDH U	1	0	1
		KP	1	0	1
		BALUCHISTAN	0	0	0
		AJ&K	0	0	0
		GB	0	0	0
		FATA	0	0	0
	TOTAL	2	3	5	
89 Pakistan Housing Authority Foundation, Islamabad.	ISLAMABAD	0	2	2	
	PUNJAB	8	4	12	
	SINDH R	2	1	3	
	SINDH U	1	0	1	
	KP	1	0	1	
	BALUCHISTAN	0	0	0	
	AJ&K	0	0	0	
	GB	0	0	0	
	FATA	0	0	0	
TOTAL	12	7	19		
	SUB.TOTAL	16	24	40	
Human Rights	90 National Commission for Human Rights, Islamabad.	ISLAMABAD	1	0	1
		PUNJAB	1	0	1
		SINDH R	0	0	0
		SINDH U	0	0	0
		KP	1	0	1
		BALUCHISTAN	0	0	0
		AJ&K	0	0	0
		GB	0	0	0
		FATA	0	0	0
TOTAL	3	0	3		

	91 National Commission on the Status of Women, Islamabad.	ISLAMABAD	0	0	0	
		PUNJAB	1	1	2	
		SINDH R	0	0	0	
		SINDH U	0	0	0	
		KP	0	0	0	
		BALUCHISTAN	0	0	0	
		AJ&K	0	0	0	
		GB	0	0	0	
		FATA	0	0	0	
		TOTAL	1	1	2	
	92 National Trust for the Disabled, Islamabad.	ISLAMABAD	0	0	0	
		PUNJAB	0	1	1	
		SINDH R	0	0	0	
		SINDH U	0	0	0	
		KP	0	0	0	
		BALUCHISTAN	0	0	0	
		AJ&K	0	0	0	
		GB	0	0	0	
		FATA	0	0	0	
		TOTAL	0	1	1	
		SUB.TOTAL	4	2	6	
Industries & Production	93 Engineering Development Board, Islamabad.	ISLAMABAD	0	0	0	
		PUNJAB	2	0	2	
		SINDH R	0	0	0	
		SINDH U	0	1	1	
		KP	0	0	0	
		BALUCHISTAN	0	0	0	
		AJ&K	0	0	0	
		GB	0	0	0	
		FATA	0	0	0	
		TOTAL	2	1	3	
		94 Export Processing Zones Authority, Karachi.	ISLAMABAD	0	0	0
			PUNJAB	2	12	14
			SINDH R	1	2	3
			SINDH U	0	20	20
			KP	0	1	1
			BALUCHISTAN	0	0	0
			AJ&K	0	0	0
			GB	0	0	0
			FATA	0	0	0
			TOTAL	3	35	38
	95 National Fertilizer Corporation of Pakistan (Pvt.) Limited, (Over all Pakistan).	ISLAMABAD	0	0	0	
		PUNJAB	32	10	42	
		SINDH R	0	0	0	
		SINDH U	0	0	0	
		KP	0	0	0	
		BALUCHISTAN	0	0	0	
		AJ&K	0	0	0	
		GB	0	0	0	
		FATA	0	0	0	
		TOTAL	32	10	42	
	96 National Fertilizer Marketing Limited, Lahore.	ISLAMABAD	0	0	0	
		PUNJAB	7	8	15	
		SINDH R	0	0	0	
		SINDH U	0	0	0	
		KP	0	0	0	
		BALUCHISTAN	0	0	0	
		AJ&K	0	0	0	
		GB	0	0	0	
		FATA	0	0	0	
		TOTAL	7	8	15	

	97 National Productivity Organization, Islamabad.	ISLAMABAD	0	1	1
		PUNJAB	2	2	4
		SINDH R	0	0	0
		SINDH U	0	0	0
		KP	0	0	0
		BALUCHISTAN	0	0	0
		AJ&K	0	1	1
		GB	0	0	0
		FATA	0	0	0
		TOTAL	2	4	6
	98 Pakistan Industrial Technical Assistance Centre, Lahore.	ISLAMABAD	0	0	0
		PUNJAB	2	11	13
		SINDH R	1	0	1
		SINDH U	0	0	0
		KP	0	0	0
		BALUCHISTAN	0	0	0
		AJ&K	0	0	0
		GB	0	0	0
		FATA	0	0	0
		TOTAL	3	11	14
	99 Pakistan Institute of Management, Karachi.	ISLAMABAD	0	0	0
		PUNJAB	1	1	2
		SINDH R	0	0	0
		SINDH U	4	4	8
		KP	0	1	1
		BALUCHISTAN	0	0	0
		AJ&K	0	0	0
		GB	0	0	0
		FATA	0	0	0
		TOTAL	5	6	11
	100 Small and Medium Enterprises Development Authority, Lahore.	ISLAMABAD	0	0	0
		PUNJAB	11	0	11
		SINDH R	0	0	0
		SINDH U	0	0	0
		KP	2	1	3
		BALUCHISTAN	1	1	2
		AJ&K	0	0	0
		GB	0	0	0
		FATA	0	0	0
		TOTAL	14	2	16
	101 Utility Stores Corporation of Pakistan (Pvt.) Limited, Islamabad.	ISLAMABAD	0	7	7
		PUNJAB	4	161	165
		SINDH R	0	9	9
		SINDH U	0	18	18
		KP	0	33	33
		BALUCHISTAN	0	0	0
		AJ&K	0	5	5
		GB	0	10	10
		FATA	0	0	0
		TOTAL	4	243	247
	102 Enar Petrotech Services (Pvt.) Limited, Karachi.	ISLAMABAD	0	0	0
		PUNJAB	0	0	0
		SINDH R	0	0	0
		SINDH U	0	0	0
		KP	0	0	0
		BALUCHISTAN	0	0	0
		AJ&K	0	0	0
		GB	0	0	0
		FATA	0	0	0
		TOTAL	0	0	0

	103	Pakistan Gems & Jewellery Development Company, Karachi.	ISLAMABAD	0	0	0	
			PUNJAB	0	3	3	
			SINDH R	0	1	1	
			SINDH U	5	1	6	
			KP	0	1	1	
			BALUCHISTAN	0	1	1	
			AJ&K	0	0	0	
			GB	0	1	1	
			FATA	0	0	0	
			TOTAL	5	8	13	
	104	Pakistan Industrial Development Corporation (Pvt.) Limited, Karachi.	ISLAMABAD	0	0	0	
			PUNJAB	1	0	1	
			SINDH R	1	1	2	
			SINDH U	2	0	2	
			KP	0	0	0	
			BALUCHISTAN	0	0	0	
			AJ&K	0	0	0	
			GB	0	0	0	
			FATA	0	0	0	
			TOTAL	4	1	5	
	105	Pakistan Steel Mills, Karachi.	ISLAMABAD	0	0	0	
			PUNJAB	12	26	38	
			SINDH R	16	30	46	
			SINDH U	34	106	140	
			KP	0	2	2	
			BALUCHISTAN	0	1	1	
			AJ&K	0	0	0	
			GB	0	0	0	
			FATA	0	0	0	
			TOTAL	62	165	227	
	106	State Engineering Corporation, (Overall Pakistan).	ISLAMABAD	0	0	0	
			PUNJAB	2	0	2	
			SINDH R	0	0	0	
			SINDH U	1	5	6	
			KP	0	0	0	
			BALUCHISTAN	0	0	0	
			AJ&K	0	0	0	
			GB	0	0	0	
			FATA	0	0	0	
			TOTAL	3	5	8	
			SUB.TOTAL	146	499	645	
Information & Broadcasting	107	Associated Press of Pakistan Corporation, Islamabad.	ISLAMABAD	1	11	12	
			PUNJAB	1	36	37	
			SINDH R	0	1	1	
			SINDH U	1	10	11	
			KP	1	6	7	
			BALUCHISTAN	0	3	3	
			AJ&K	0	0	0	
			GB	0	0	0	
			FATA	0	0	0	
			TOTAL	4	67	71	
		108	Institute of Regional Studies, Islamabad.	ISLAMABAD	3	0	3
				PUNJAB	2	2	4
				SINDH R	0	0	0
			SINDH U	0	0	0	
			KP	1	0	1	
			BALUCHISTAN	0	0	0	
			AJ&K	0	0	0	
			GB	0	0	0	
			FATA	0	0	0	
			TOTAL	6	2	8	

	109 Pakistan Broadcasting Corporation, Islamabad.	ISLAMABAD	5	10	15
		PUNJAB	30	39	69
		SINDH R	1	6	7
		SINDH U	8	10	18
		KP	3	9	12
		BALUCHISTAN	3	3	6
		AJ&K	1	0	1
		GB	0	1	1
		FATA	0	0	0
		TOTAL	51	78	129
	110 Pakistan Television Corporation Limited, HQ Office, Islamabad.	ISLAMABAD	11	5	16
		PUNJAB	76	30	106
		SINDH R	4	1	5
		SINDH U	20	8	28
		KP	19	5	24
		BALUCHISTAN	2	2	4
		AJ&K	1	2	3
		GB	0	0	0
		FATA	0	0	0
		TOTAL	133	53	186
	111 Pakistan Electronic Media Regulatory Authority, Islamabad.	ISLAMABAD	0	0	0
		PUNJAB	7	17	24
		SINDH R	0	1	1
		SINDH U	0	0	0
		KP	0	0	0
		BALUCHISTAN	3	1	4
		AJ&K	0	0	0
		GB	0	1	1
		FATA	0	0	0
		TOTAL	10	20	30
	112 Press Council of Pakistan, Islamabad.	ISLAMABAD	0	0	0
		PUNJAB	3	8	11
		SINDH R	0	1	1
		SINDH U	0	0	0
		KP	0	0	0
		BALUCHISTAN	0	0	0
		AJ&K	0	0	0
		GB	0	0	0
		FATA	0	0	0
		TOTAL	3	9	12
		SUB.TOTAL	207	229	436
Information Technology & Telecommunications	113 IGNITE (National Technology Fund), Islamabad.	ISLAMABAD	0	0	0
		PUNJAB	0	0	0
		SINDH R	0	0	0
		SINDH U	0	0	0
		KP	0	0	0
		BALUCHISTAN	0	0	0
		AJ&K	0	0	0
		GB	0	0	0
		FATA	0	0	0
		TOTAL	0	0	0
	114 National Telecommunication Corporation, Islamabad.	ISLAMABAD	5	2	7
		PUNJAB	6	16	22
		SINDH R	1	1	2
		SINDH U	0	3	3
		KP	0	2	2
		BALUCHISTAN	1	3	4
		AJ&K	0	0	0
		GB	0	0	0
		FATA	0	0	0
		TOTAL	13	27	40

	115 Pakistan Telecommunication Employees Trust, Islamabad.	ISLAMABAD	0	0	0
		PUNJAB	0	0	0
		SINDH R	0	0	0
		SINDH U	0	0	0
		KP	0	0	0
		BALUCHISTAN	0	0	0
		AJ&K	0	0	0
		GB	0	0	0
		FATA	0	0	0
		TOTAL	0	0	0
	116 Pakistan Software Export Board, Islamabad.	ISLAMABAD	0	0	0
		PUNJAB	2	0	2
		SINDH R	0	0	0
		SINDH U	0	0	0
		KP	1	0	1
		BALUCHISTAN	0	0	0
		AJ&K	1	0	1
		GB	0	0	0
		FATA	0	0	0
		TOTAL	4	0	4
	117 Special Communication Organization, Rawalpindi.	ISLAMABAD	0	0	0
		PUNJAB	0	1	1
		SINDH R	0	0	0
		SINDH U	0	0	0
		KP	0	0	0
		BALUCHISTAN	0	0	0
		AJ&K	0	7	7
		GB	0	1	1
		FATA	0	0	0
		TOTAL	0	9	9
	118 Telecom Foundation, Islamabad.	ISLAMABAD	1	12	13
		PUNJAB	7	83	90
		SINDH R	0	0	0
		SINDH U	1	13	14
		KP	3	36	39
		BALUCHISTAN	1	14	15
		AJ&K	0	0	0
		GB	0	0	0
		FATA	0	0	0
		TOTAL	13	158	171
	119 Telephone Industries of Pakistan, Haripur.	ISLAMABAD	0	0	0
		PUNJAB	0	0	0
		SINDH R	0	0	0
		SINDH U	0	0	0
		KP	1	0	1
		BALUCHISTAN	0	0	0
		AJ&K	0	0	0
		GB	0	0	0
		FATA	0	0	0
		TOTAL	1	0	1
	120 Virtual University of Pakistan, Lahore.	ISLAMABAD	2	0	2
		PUNJAB	183	15	198
		SINDH R	0	0	0
		SINDH U	3	1	4
		KP	3	0	3
		BALUCHISTAN	0	0	0
		AJ&K	1	0	1
		GB	0	0	0
		FATA	0	0	0
		TOTAL	192	16	208
		SUB.TOTAL	223	210	433

Inter Provincial Coordination	121 Pakistan Cricket Board, Lahore.	ISLAMABAD	1	0	1
		PUNJAB	12	5	17
		SINDH R	0	0	0
		SINDH U	0	0	0
		KP	1	0	1
		BALUCHISTAN	0	0	0
		AJ&K	0	0	0
		GB	0	0	0
		FATA	0	0	0
	TOTAL	14	5	19	
	122 Pakistan Sports Board, Islamabad.	ISLAMABAD	0	2	2
		PUNJAB	3	9	12
		SINDH R	0	1	1
		SINDH U	1	0	1
		KP	0	1	1
		BALUCHISTAN	0	0	0
		AJ&K	0	0	0
		GB	0	0	0
		FATA	0	0	0
TOTAL	4	13	17		
123 Pakistan Veterinary Medical Council, Islamabad.	ISLAMABAD	0	0	0	
	PUNJAB	1	1	2	
	SINDH R	0	0	0	
	SINDH U	0	0	0	
	KP	0	0	0	
	BALUCHISTAN	0	0	0	
	AJ&K	0	0	0	
	GB	0	0	0	
	FATA	0	0	0	
TOTAL	1	1	2		
	SUB.TOTAL	19	19	38	
Interior	124 Capital Development Authority, Islamabad.	ISLAMABAD	10	34	44
		PUNJAB	24	342	366
		SINDH R	8	40	48
		SINDH U	3	15	18
		KP	18	91	109
		BALUCHISTAN	3	4	7
		AJ&K	1	12	13
		GB	0	0	0
		FATA	3	5	8
	TOTAL	70	543	613	
	125 National Database and Registration Authority, Islamabad.	ISLAMABAD	0	60	60
		PUNJAB	9	673	682
		SINDH R	0	70	70
		SINDH U	2	136	138
		KP	1	141	142
		BALUCHISTAN	0	43	43
		AJ&K	1	27	28
		GB	0	11	11
		FATA	0	6	6
TOTAL	13	1167	1180		
126 National Police Academy, Islamabad.	ISLAMABAD	0	0	0	
	PUNJAB	0	1	1	
	SINDH R	0	0	0	
	SINDH U	0	0	0	
	KP	0	0	0	
	BALUCHISTAN	0	0	0	
	AJ&K	0	0	0	
	GB	0	0	0	
	FATA	0	0	0	
TOTAL	0	1	1		

	127 National Police Foundation, Islamabad.	ISLAMABAD	0	0	0	
		PUNJAB	0	0	0	
		SINDH R	0	0	0	
		SINDH U	0	0	0	
		KP	0	0	0	
		BALUCHISTAN	0	0	0	
		AJ&K	0	0	0	
		GB	0	0	0	
		FATA	0	0	0	
		TOTAL	0	0	0	
	128 National Counter Terrorism Authority, Islamabad.	ISLAMABAD	0	0	0	
		PUNJAB	0	1	1	
		SINDH R	0	0	0	
		SINDH U	0	0	0	
		KP	0	0	0	
		BALUCHISTAN	1	0	1	
		AJ&K	0	0	0	
		GB	0	0	0	
		FATA	0	0	0	
		TOTAL	1	1	2	
		SUB.TOTAL	84	1712	1796	
Kashmir Affairs & Gilgit Baltistan	129 Northern Areas Transport Corporation (NATCO), Gilgit Baltistan.	ISLAMABAD	0	2	2	
		PUNJAB	0	3	3	
		SINDH R	0	0	0	
		SINDH U	0	0	0	
		KP	0	1	1	
		BALUCHISTAN	0	0	0	
		AJ&K	0	1	1	
		GB	1	8	9	
		FATA	0	0	0	
		TOTAL	1	15	16	
Law and Justice	130 Banking Mohtasib Pakistan, Karachi.	ISLAMABAD	0	0	0	
		PUNJAB	1	0	1	
		SINDH R	0	0	0	
		SINDH U	3	4	7	
		KP	0	0	0	
		BALUCHISTAN	0	0	0	
		AJ&K	0	0	0	
		GB	0	1	1	
		FATA	0	0	0	
			TOTAL	4	5	9
		131 Federal Judicial Academy, Islamabad.	ISLAMABAD	0	0	0
			PUNJAB	1	1	2
			SINDH R	0	0	0
			SINDH U	0	0	0
			KP	0	0	0
			BALUCHISTAN	0	0	0
			AJ&K	0	0	0
			GB	0	0	0
			FATA	0	0	0
		TOTAL	1	1	2	
		SUB.TOTAL	5	6	11	
Maritime Affairs	132 Directorate of Seamen's Welfare & Seamen's Hostel, Karachi.	ISLAMABAD	0	0	0	
		PUNJAB	0	0	0	
		SINDH R	0	0	0	
		SINDH U	0	0	0	
		KP	0	0	0	
		BALUCHISTAN	0	0	0	
		AJ&K	0	0	0	
		GB	0	0	0	
		FATA	0	0	0	
		TOTAL	0	0	0	

	133 Gwadar Port Authority, Gwadar.	ISLAMABAD	0	0	0
		PUNJAB	0	0	0
		SINDH R	0	0	0
		SINDH U	0	0	0
		KP	0	0	0
		BALUCHISTAN	0	2	2
		AJ&K	0	0	0
		GB	0	0	0
		FATA	0	0	0
		TOTAL	0	2	2
	134 Karachi Port Trust, Karachi.	ISLAMABAD	0	0	0
		PUNJAB	6	13	19
		SINDH R	3	8	11
		SINDH U	21	183	204
		KP	0	3	3
		BALUCHISTAN	0	1	1
		AJ&K	0	0	0
		GB	0	0	0
		FATA	0	0	0
		TOTAL	30	208	238
	135 Korangi Fisheries Harbour Authority, Karachi.	ISLAMABAD	0	0	0
		PUNJAB	0	0	0
		SINDH R	0	1	1
		SINDH U	0	1	1
		KP	0	0	0
		BALUCHISTAN	0	0	0
		AJ&K	0	0	0
		GB	0	0	0
		FATA	0	0	0
		TOTAL	0	2	2
	136 Pakistan Marine Academy, Karachi.	ISLAMABAD	0	0	0
		PUNJAB	1	1	2
		SINDH R	0	0	0
		SINDH U	1	1	2
		KP	0	0	0
		BALUCHISTAN	0	0	0
		AJ&K	0	0	0
		GB	0	0	0
		FATA	0	0	0
		TOTAL	2	2	4
	137 Pakistan National Shipping Corporation, Karachi.	ISLAMABAD	0	0	0
		PUNJAB	0	0	0
		SINDH R	0	0	0
		SINDH U	0	0	0
		KP	0	0	0
		BALUCHISTAN	0	0	0
		AJ&K	0	0	0
		GB	0	0	0
		FATA	0	0	0
		TOTAL	0	0	0
	138 Port Qasim Authority, Karachi.	ISLAMABAD	0	0	0
		PUNJAB	0	0	0
		SINDH R	0	4	4
		SINDH U	2	27	29
		KP	0	0	0
		BALUCHISTAN	0	0	0
		AJ&K	0	0	0
		GB	0	0	0
		FATA	0	0	0
		TOTAL	2	31	33
		SUB.TOTAL	34	245	279

National Food Security and Research	139 Fisheries Development Board, Islamabad.	ISLAMABAD	0	0	0
		PUNJAB	0	1	1
		SINDH R	0	0	0
		SINDH U	0	0	0
		KP	0	0	0
		BALUCHISTAN	1	0	1
		AJ&K	0	0	0
		GB	0	0	0
		FATA	0	0	0
		TOTAL	1	1	2
	140 Livestock and Dairy Development Board, Islamabad.	ISLAMABAD	0	1	1
		PUNJAB	0	1	1
		SINDH R	0	0	0
		SINDH U	0	0	0
		KP	0	0	0
		BALUCHISTAN	0	0	0
		AJ&K	0	0	0
		GB	0	0	0
		FATA	0	0	0
		TOTAL	0	2	2
	141 Pakistan Agricultural Research Council, Islamabad.	ISLAMABAD	7	12	19
		PUNJAB	45	22	67
		SINDH R	1	0	1
		SINDH U	14	9	23
		KP	6	2	8
		BALUCHISTAN	1	3	4
		AJ&K	1	1	2
		GB	0	1	1
		FATA	0	0	0
		TOTAL	75	50	125
	142 Pakistan Agricultural Storage & Services Corporation Limited, Lahore.	ISLAMABAD	0	0	0
		PUNJAB	6	21	27
		SINDH R	0	0	0
		SINDH U	0	0	0
		KP	0	0	0
		BALUCHISTAN	0	1	1
		AJ&K	0	0	0
		GB	0	0	0
		FATA	0	0	0
		TOTAL	6	22	28
	143 Pakistan Central Cotton Committee, Multan.	ISLAMABAD	0	0	0
		PUNJAB	6	1	7
		SINDH R	4	0	4
		SINDH U	0	2	2
		KP	0	0	0
		BALUCHISTAN	0	0	0
		AJ&K	0	0	0
GB		0	0	0	
FATA		0	0	0	
TOTAL		10	3	13	
144 Pakistan Oilseed Development Board, Islamabad.	ISLAMABAD	0	0	0	
	PUNJAB	0	1	1	
	SINDH R	0	0	0	
	SINDH U	0	0	0	
	KP	0	0	0	
	BALUCHISTAN	0	0	0	
	AJ&K	0	0	0	
	GB	0	0	0	
	FATA	0	0	0	
	TOTAL	0	1	1	
	SUB.TOTAL	92	79	171	

National Health Services Regulations & Coordination	145 College of Physicians & Surgeons, Karachi.	ISLAMABAD	0	0	0
		PUNJAB	6	2	8
		SINDH R	0	1	1
		SINDH U	10	11	21
		KP	0	0	0
		BALUCHISTAN	0	0	0
		AJ&K	0	0	0
		GB	0	0	0
		FATA	0	0	0
	TOTAL	16	14	30	
	146 Drug Regulatory Authority of Pakistan Islamabad, Karachi, Lahore, Peshawar, Quetta.	ISLAMABAD	0	0	0
		PUNJAB	34	3	37
		SINDH R	8	0	8
		SINDH U	5	2	7
		KP	1	0	1
		BALUCHISTAN	2	0	2
		AJ&K	1	0	1
		GB	1	0	1
		FATA	1	0	1
	TOTAL	53	5	58	
	147 Health Services Academy, Islamabad.	ISLAMABAD	0	0	0
		PUNJAB	2	0	2
		SINDH R	0	0	0
		SINDH U	0	0	0
		KP	0	0	0
		BALUCHISTAN	0	0	0
		AJ&K	0	0	0
		GB	0	0	0
		FATA	0	0	0
	TOTAL	2	0	2	
	148 National Council for Homoeopathy, Rawalpindi.	ISLAMABAD	0	0	0
		PUNJAB	0	0	0
		SINDH R	0	0	0
		SINDH U	0	0	0
		KP	0	0	0
		BALUCHISTAN	0	0	0
		AJ&K	0	0	0
		GB	0	0	0
		FATA	0	0	0
	TOTAL	0	0	0	
	149 National Council for Tibb, Islamabad.	ISLAMABAD	0	0	0
		PUNJAB	0	0	0
		SINDH R	0	0	0
		SINDH U	0	0	0
		KP	0	0	0
BALUCHISTAN		0	0	0	
AJ&K		0	0	0	
GB		0	0	0	
FATA		0	0	0	
TOTAL	0	0	0		
150 National Institute of Health, Islamabad.	ISLAMABAD	0	4	4	
	PUNJAB	21	31	52	
	SINDH R	1	1	2	
	SINDH U	0	3	3	
	KP	3	3	6	
	BALUCHISTAN	1	0	1	
	AJ&K	0	0	0	
	GB	0	0	0	
	FATA	0	0	0	
TOTAL	26	42	68		

	151 Pakistan Medical and Dental Council, Islamabad.	ISLAMABAD	2	0	2
		PUNJAB	4	5	9
		SINDH R	0	0	0
		SINDH U	0	0	0
		KP	1	0	1
		BALUCHISTAN	1	0	1
		AJ&K	0	0	0
		GB	0	0	0
		FATA	0	0	0
		TOTAL	8	5	13
	152 Pakistan Health Research Council, Islamabad.	ISLAMABAD	1	0	1
		PUNJAB	6	2	8
		SINDH R	1	0	1
		SINDH U	3	1	4
		KP	3	3	6
		BALUCHISTAN	1	0	1
		AJ&K	0	0	0
		GB	0	0	0
		FATA	0	0	0
		TOTAL	15	6	21
	153 Pakistan Nursing Council, Islamabad.	ISLAMABAD	0	0	0
		PUNJAB	0	1	1
		SINDH R	0	0	0
		SINDH U	0	0	0
		KP	1	1	2
		BALUCHISTAN	0	0	0
		AJ&K	0	0	0
		GB	0	0	0
		FATA	0	0	0
		TOTAL	1	2	3
	154 Pharmacy Council of Pakistan, Islamabad.	ISLAMABAD	0	0	0
		PUNJAB	0	0	0
		SINDH R	0	0	0
		SINDH U	0	0	0
		KP	0	0	0
		BALUCHISTAN	0	0	0
		AJ&K	0	0	0
		GB	0	0	0
		FATA	0	0	0
		TOTAL	0	0	0
	155 Sehat Sahulat Program, Islamabad.	ISLAMABAD	0	1	1
		PUNJAB	1	0	1
		SINDH R	0	0	0
		SINDH U	0	0	0
		KP	0	0	0
		BALUCHISTAN	1	0	1
		AJ&K	0	0	0
		GB	0	0	0
		FATA	0	0	0
		TOTAL	2	1	3
		SUB.TOTAL	123	75	198
National History & Literary Heritage	156 Aiwan-e-Iqbal Complex, Lahore.	ISLAMABAD	0	0	0
		PUNJAB	0	2	2
		SINDH R	0	0	0
		SINDH U	0	0	0
		KP	0	0	0
		BALUCHISTAN	0	0	0
		AJ&K	0	0	0
		GB	0	1	1
		FATA	0	0	0
		TOTAL	0	3	3

	157 Iqbal Academy Pakistan, Lahore.	ISLAMABAD	0	0	0
		PUNJAB	0	1	1
		SINDH R	0	0	0
		SINDH U	0	0	0
		KP	0	0	0
		BALUCHISTAN	0	0	0
		AJ&K	0	0	0
		GB	0	0	0
		FATA	0	0	0
		TOTAL	0	1	1
	158 National Institute of Folk & Traditional Heritage (Lokvirs), Islamabad.	ISLAMABAD	0	0	0
		PUNJAB	1	3	4
		SINDH R	0	0	0
		SINDH U	0	0	0
		KP	0	1	1
		BALUCHISTAN	0	0	0
		AJ&K	0	0	0
		GB	0	0	0
		FATA	0	0	0
		TOTAL	1	4	5
	159 Pakistan Academy of Letters, Islamabad.	ISLAMABAD	0	1	1
		PUNJAB	0	1	1
		SINDH R	0	0	0
		SINDH U	0	0	0
		KP	0	1	1
		BALUCHISTAN	0	0	0
		AJ&K	0	1	1
		GB	0	0	0
		FATA	0	0	0
		TOTAL	0	4	4
	160 Pakistan National Council of the Arts, Islamabad.	ISLAMABAD	0	1	1
		PUNJAB	4	4	8
		SINDH R	0	0	0
		SINDH U	1	1	2
		KP	0	0	0
		BALUCHISTAN	0	0	0
		AJ&K	0	0	0
		GB	1	0	1
		FATA	0	0	0
		TOTAL	6	6	12
	161 Quaid-i-Azam Mazar Management Board, Karachi.	ISLAMABAD	0	0	0
		PUNJAB	0	0	0
		SINDH R	0	0	0
		SINDH U	0	0	0
		KP	0	0	0
		BALUCHISTAN	0	0	0
		AJ&K	0	0	0
		GB	0	0	0
		FATA	0	0	0
		TOTAL	0	0	0
		SUB.TOTAL	7	18	25
Overseas Pakistanis and Human Resource Development	162 Employees Old-age Benefits Institution, Karachi.	ISLAMABAD	0	0	0
		PUNJAB	29	5	34
		SINDH R	5	0	5
		SINDH U	5	6	11
		KP	2	0	2
		BALUCHISTAN	1	0	1
		AJ&K	0	0	0
		GB	1	0	1
		FATA	0	0	0
		TOTAL	43	11	54

	163 Overseas Employment Corporation, Islamabad.	ISLAMABAD	0	0	0
		PUNJAB	0	1	1
		SINDH R	0	0	0
		SINDH U	0	0	0
		KP	0	0	0
		BALUCHISTAN	0	0	0
		AJ&K	0	0	0
		GB	0	0	0
		FATA	0	0	0
		TOTAL	0	1	1
	164 Overseas Pakistanis Foundation (including employees of Schools and Colleges under OPF projects), Islamabad.	ISLAMABAD	33	1	34
		PUNJAB	41	139	180
		SINDH R	2	33	35
		SINDH U	5	45	50
		KP	5	53	58
		BALUCHISTAN	1	49	50
		AJ&K	2	64	66
		GB	0	0	0
		FATA	0	0	0
		TOTAL	89	384	473
	165 Workers Welfare Fund, Islamabad.	ISLAMABAD	0	2	2
		PUNJAB	3	3	6
		SINDH R	0	0	0
		SINDH U	0	0	0
		KP	2	2	4
		BALUCHISTAN	0	1	1
		AJ&K	0	0	0
		GB	0	0	0
		FATA	0	0	0
		TOTAL	5	8	13
		SUB.TOTAL	137	404	541
Petroleum	166 Government Holdings (Pvt.) Limited, Islamabad.	ISLAMABAD	0	4	4
		PUNJAB	1	0	1
		SINDH R	0	0	0
		SINDH U	0	0	0
		KP	1	1	2
		BALUCHISTAN	0	0	0
		AJ&K	0	1	1
		GB	0	0	0
		FATA	0	0	0
		TOTAL	2	6	8
	167 Hydrocarbon Development Institute of Pakistan, Islamabad.	ISLAMABAD	0	1	1
		PUNJAB	3	2	5
		SINDH R	2	0	2
		SINDH U	0	0	0
		KP	10	1	11
		BALUCHISTAN	1	0	1
		AJ&K	0	0	0
		GB	0	0	0
		FATA	0	0	0
		TOTAL	16	4	20
	168 Inter State Gas Systems (Pvt.) Ltd., Islamabad.	ISLAMABAD	2	0	2
		PUNJAB	4	0	4
		SINDH R	0	0	0
		SINDH U	0	0	0
		KP	0	0	0
		BALUCHISTAN	0	0	0
		AJ&K	0	0	0
		GB	0	0	0
		FATA	0	0	0
		TOTAL	6	0	6

169 Lakhra Coal Development Company Ltd., Karachi.	ISLAMABAD	0	0	0
	PUNJAB	0	0	0
	SINDH R	0	0	0
	SINDH U	0	2	2
	KP	0	0	0
	BALOCHISTAN	0	0	0
	AJ&K	0	0	0
	GB	0	0	0
	FATA	0	0	0
	TOTAL	0	2	2
170 Oil & Gas Development Company Ltd., Islamabad.	ISLAMABAD	10	8	18
	PUNJAB	28	35	63
	SINDH R	9	6	15
	SINDH U	9	14	23
	KP	6	4	10
	BALOCHISTAN	2	0	2
	AJ&K	4	0	4
	GB	1	0	1
	FATA	0	0	0
	TOTAL	69	67	136
171 Pakistan Mineral Development Corporation, Islamabad.	ISLAMABAD	0	0	0
	PUNJAB	2	62	64
	SINDH R	0	0	0
	SINDH U	0	0	0
	KP	0	0	0
	BALOCHISTAN	0	2	2
	AJ&K	2	0	2
	GB	0	1	1
	FATA	0	0	0
	TOTAL	4	65	69
172 Pakistan Petroleum Limited, Karachi.	ISLAMABAD	3	0	3
	PUNJAB	10	19	29
	SINDH R	5	5	10
	SINDH U	43	6	49
	KP	1	0	1
	BALOCHISTAN	2	3	5
	AJ&K	1	1	2
	GB	1	0	1
	FATA	0	0	0
	TOTAL	66	34	100
173 Pakistan State Oil Company Limited, Karachi.	ISLAMABAD	0	0	0
	PUNJAB	14	1	15
	SINDH R	7	0	7
	SINDH U	67	9	76
	KP	1	0	1
	BALOCHISTAN	2	0	2
	AJ&K	0	0	0
	GB	0	0	0
	FATA	0	0	0
	TOTAL	91	10	101
174 Saindak Metals Limited, Quetta.	ISLAMABAD	0	0	0
	PUNJAB	0	0	0
	SINDH R	0	0	0
	SINDH U	0	0	0
	KP	0	0	0
	BALOCHISTAN	1	2	3
	AJ&K	0	0	0
	GB	0	0	0
	FATA	0	0	0
	TOTAL	1	2	3

	175 Sui Northern Gas Pipelines Limited, Lahore.	ISLAMABAD	1	2	3	
		PUNJAB	57	128	185	
		SINDH R	0	0	0	
		SINDH U	2	0	2	
		KP	1	6	7	
		BALUCHISTAN	0	0	0	
		AJ&K	0	0	0	
		GB	0	0	0	
		FATA	0	0	0	
		TOTAL	61	136	197	
	176 Sui Southern Gas Company Limited, Karachi.	ISLAMABAD	0	0	0	
		PUNJAB	3	3	6	
		SINDH R	21	33	54	
		SINDH U	93	63	156	
		KP	0	1	1	
		BALUCHISTAN	2	6	8	
		AJ&K	0	0	0	
		GB	0	0	0	
		FATA	0	0	0	
		TOTAL	119	106	225	
		SUB.TOTAL	435	432	867	
Planning Development & Reform	177 Pakistan Environmental Planning and Architectural Consultants Limited, Islamabad.	ISLAMABAD	0	0	0	
		PUNJAB	1	1	2	
		SINDH R	0	0	0	
		SINDH U	0	0	0	
		KP	0	0	0	
		BALUCHISTAN	0	0	0	
		AJ&K	0	0	0	
		GB	0	0	0	
		FATA	0	0	0	
		TOTAL	1	1	2	
		178 Pakistan Institute of Development Economics, Islamabad.	ISLAMABAD	7	2	9
		PUNJAB	15	2	17	
		SINDH R	0	0	0	
SINDH U	0	0	0			
KP	3	0	3			
BALUCHISTAN	1	0	1			
AJ&K	2	0	2			
GB	0	0	0			
FATA	0	0	0			
TOTAL	28	4	32			
		SUB.TOTAL	29	5	34	
Poverty Alleviation & Social Safety	179 Benazir Income Support Programme, Islamabad.	ISLAMABAD	0	1	1	
		PUNJAB	45	41	86	
		SINDH R	0	5	5	
		SINDH U	2	4	6	
		KP	6	6	12	
		BALUCHISTAN	1	0	1	
		AJ&K	3	4	7	
		GB	1	3	4	
		FATA	0	0	0	
		TOTAL	58	64	122	
		180 Pakistan Bait-ul-Mall, Islamabad.	ISLAMABAD	4	3	7
		PUNJAB	9	501	510	
		SINDH R	0	115	115	
SINDH U	2	111	113			
KP	1	126	127			
BALUCHISTAN	1	85	86			
AJ&K	2	30	32			
GB	0	24	24			
FATA	0	3	3			
TOTAL	19	998	1017			
		SUB.TOTAL	77	1062	1139	

Power	181 Alternative Energy Development Board, Islamabad.	ISLAMABAD	0	0	0
		PUNJAB	1	3	4
		SINDH R	0	1	1
		SINDH U	0	0	0
		KP	0	1	1
		BALUCHISTAN	0	0	0
		AJ&K	0	1	1
		GB	0	1	1
		FATA	0	0	0
		TOTAL	1	7	8
	182 National Energy Efficiency and Conservation Authority, Islamabad.	ISLAMABAD	0	0	0
		PUNJAB	0	0	0
		SINDH R	0	0	0
		SINDH U	0	0	0
		KP	0	0	0
		BALUCHISTAN	0	0	0
		AJ&K	0	0	0
		GB	0	0	0
		FATA	0	0	0
		TOTAL	0	0	0
	183 National Engineering Services Pakistan (Pvt.) Limited, Lahore.	ISLAMABAD	2	1	3
		PUNJAB	89	15	104
		SINDH R	1	0	1
		SINDH U	16	0	16
		KP	6	2	8
		BALUCHISTAN	2	0	2
		AJ&K	0	0	0
		GB	0	0	0
		FATA	0	0	0
		TOTAL	116	18	134
184 Pakistan Electric Power Company (Pvt.) Limited, Lahore.	ISLAMABAD	3	23	26	
	PUNJAB	155	1589	1744	
	SINDH R	14	233	247	
	SINDH U	51	153	204	
	KP	15	140	155	
	BALUCHISTAN	5	71	76	
	AJ&K	5	9	14	
	GB	1	0	1	
	FATA	0	4	4	
	TOTAL	249	2222	2471	
	SUB.TOTAL	366	2247	2613	
Privatization	185 Privatization Commission , Islamabad.	ISLAMABAD	0	1	1
		PUNJAB	4	5	9
		SINDH R	0	1	1
		SINDH U	0	0	0
		KP	0	0	0
		BALUCHISTAN	0	0	0
		AJ&K	0	0	0
		GB	0	0	0
		FATA	0	0	0
		TOTAL	4	7	11
Religious Affairs and Inter-faith Harmony	186 Evacuee Trust Property Board, Lahore.	ISLAMABAD	0	2	2
		PUNJAB	2	42	44
		SINDH R	0	0	0
		SINDH U	0	2	2
		KP	0	0	0
		BALUCHISTAN	0	1	1
		AJ&K	0	0	0
		GB	0	0	0
		FATA	0	0	0
		TOTAL	2	47	49

Science & Technology	187 Council for Works & Housing Research, Karachi.	ISLAMABAD	0	0	0
		PUNJAB	0	0	0
		SINDH R	0	1	1
		SINDH U	0	3	3
		KP	0	1	1
		BALUCHISTAN	0	0	0
		AJ&K	0	0	0
		GB	0	0	0
		FATA	0	0	0
		TOTAL	0	5	5
	188 COMSATS University, Islamabad.	ISLAMABAD	69	16	85
		PUNJAB	458	153	611
		SINDH R	0	0	0
		SINDH U	14	0	14
		KP	178	36	214
		BALUCHISTAN	6	0	6
		AJ&K	22	6	28
		GB	2	3	5
		FATA	5	2	7
	TOTAL	754	216	970	
	189 National Institute of Electronics, Islamabad.	ISLAMABAD	0	1	1
		PUNJAB	0	0	0
		SINDH R	0	0	0
		SINDH U	0	0	0
		KP	1	1	2
		BALUCHISTAN	0	0	0
		AJ&K	0	0	0
		GB	0	0	0
		FATA	0	0	0
	TOTAL	1	2	3	
	190 National Institute of Oceanography, Karachi.	ISLAMABAD	0	0	0
		PUNJAB	1	0	1
		SINDH R	2	0	2
		SINDH U	3	1	4
		KP	1	0	1
		BALUCHISTAN	0	0	0
		AJ&K	0	0	0
		GB	0	0	0
		FATA	0	0	0
	TOTAL	7	1	8	
	191 National University of Sciences & Technology, Islamabad.	ISLAMABAD	34	7	41
PUNJAB		204	60	264	
SINDH R		7	3	10	
SINDH U		10	0	10	
KP		23	1	24	
BALUCHISTAN		2	0	2	
AJ&K		3	1	4	
GB		1	0	1	
FATA		0	0	0	
TOTAL	284	72	356		
192 Pakistan Council of Scientific & Industrial Research, Islamabad.	ISLAMABAD	0	0	0	
	PUNJAB	59	21	80	
	SINDH R	4	1	5	
	SINDH U	37	15	52	
	KP	10	3	13	
	BALUCHISTAN	2	0	2	
	AJ&K	0	1	1	
	GB	0	0	0	
	FATA	0	0	0	
TOTAL	112	41	153		

193	Pakistan Council of Renewable Energy Technologies, Islamabad.	ISLAMABAD	1	1	2
		PUNJAB	1	2	3
		SINDH R	0	0	0
		SINDH U	0	0	0
		KP	0	0	0
		BALUCHISTAN	0	0	0
		AJ&K	0	0	0
		GB	0	0	0
		FATA	0	0	0
		TOTAL	2	3	5
194	Pakistan Council of Research in Water Resources, Islamabad.	ISLAMABAD	0	2	2
		PUNJAB	11	2	13
		SINDH R	0	1	1
		SINDH U	0	1	1
		KP	1	2	3
		BALUCHISTAN	2	3	5
		AJ&K	0	0	0
		GB	0	1	1
		FATA	0	0	0
		TOTAL	14	12	26
195	Pakistan Council for Science & Technology, Islamabad.	ISLAMABAD	0	0	0
		PUNJAB	1	0	1
		SINDH R	0	0	0
		SINDH U	0	0	0
		KP	1	0	1
		BALUCHISTAN	0	0	0
		AJ&K	0	0	0
		GB	0	0	0
		FATA	0	0	0
		TOTAL	2	0	2
196	Pakistan Engineering Council, Islamabad.	ISLAMABAD	0	0	0
		PUNJAB	9	8	17
		SINDH R	2	0	2
		SINDH U	1	0	1
		KP	1	1	2
		BALUCHISTAN	0	0	0
		AJ&K	0	1	1
		GB	0	1	1
		FATA	0	0	0
		TOTAL	13	11	24
197	Pakistan Museum of Natural History, Islamabad.	ISLAMABAD	0	0	0
		PUNJAB	2	0	2
		SINDH R	1	1	2
		SINDH U	0	0	0
		KP	0	1	1
		BALUCHISTAN	0	0	0
		AJ&K	0	0	0
		GB	1	0	1
		FATA	0	0	0
		TOTAL	4	2	6
198	Pakistan National Accreditation Council, Islamabad.	ISLAMABAD	0	0	0
		PUNJAB	0	1	1
		SINDH R	0	0	0
		SINDH U	0	0	0
		KP	0	0	0
		BALUCHISTAN	0	0	0
		AJ&K	0	0	0
		GB	0	0	0
		FATA	0	0	0
		TOTAL	0	1	1

	199 Pakistan Science Foundation, Islamabad.	ISLAMABAD	0	0	0
		PUNJAB	3	2	5
		SINDH R	1	0	1
		SINDH U	0	0	0
		KP	2	0	2
		BALUCHISTAN	0	0	0
		AJ&K	0	0	0
		GB	0	0	0
		FATA	0	0	0
		TOTAL	6	2	8
	200 Pakistan Scientific and Technological Information Centre, Islamabad.	ISLAMABAD	1	3	4
		PUNJAB	4	2	6
		SINDH R	0	0	0
		SINDH U	0	1	1
		KP	1	0	1
		BALUCHISTAN	0	0	0
		AJ&K	0	0	0
		GB	0	0	0
		FATA	0	0	0
		TOTAL	6	6	12
	201 Pakistan Standards & Quality Control Authority, Karachi.	ISLAMABAD	0	0	0
		PUNJAB	7	8	15
		SINDH R	5	1	6
		SINDH U	3	13	16
		KP	1	0	1
		BALUCHISTAN	0	1	1
		AJ&K	0	0	0
		GB	0	0	0
		FATA	0	0	0
		TOTAL	16	23	39
	202 STEDEC Technology Commercialization Corporation of Pakistan (Pvt.) Limited, Lahore.	ISLAMABAD	0	0	0
		PUNJAB	3	0	3
		SINDH R	0	0	0
		SINDH U	0	0	0
		KP	0	0	0
		BALUCHISTAN	0	0	0
		AJ&K	0	0	0
		GB	0	0	0
		FATA	0	0	0
		TOTAL	3	0	3
		SUB.TOTAL	1224	397	1621
States & Frontier Regions	203 Cadet College, Razmak (NWA).	ISLAMABAD	0	0	0
		PUNJAB	0	0	0
		SINDH R	0	0	0
		SINDH U	0	0	0
		KP	0	0	0
		BALUCHISTAN	0	0	0
		AJ&K	0	0	0
		GB	0	0	0
		FATA	0	0	0
		TOTAL	0	0	0
Textile	204 National Textile University, Faisalabad.	ISLAMABAD	0	0	0
		PUNJAB	30	4	34
		SINDH R	0	0	0
		SINDH U	3	0	3
		KP	0	0	0
		BALUCHISTAN	0	0	0
		AJ&K	0	0	0
		GB	0	0	0
		FATA	0	0	0
		TOTAL	33	4	37

	205 National Textile University, Karachi.	ISLAMABAD	0	0	0
		PUNJAB	1	0	1
		SINDH R	0	0	0
		SINDH U	0	0	0
		KP	0	0	0
		BALUCHISTAN	0	0	0
		AJ&K	0	0	0
		GB	0	0	0
		FATA	0	0	0
		TOTAL	1	0	1
	206 Pakistan Cotton Standards Institute, Karachi.	ISLAMABAD	0	0	0
		PUNJAB	0	0	0
		SINDH R	0	0	0
		SINDH U	0	4	4
		KP	0	0	0
		BALUCHISTAN	0	0	0
		AJ&K	0	0	0
		GB	0	0	0
		FATA	0	0	0
		TOTAL	0	4	4
		SUB.TOTAL	34	8	42
Water Resources	207 Indus River System Authority, Islamabad.	ISLAMABAD	0	1	1
		PUNJAB	0	0	0
		SINDH R	0	1	1
		SINDH U	0	0	0
		KP	0	1	1
		BALUCHISTAN	0	0	0
		AJ&K	0	0	0
		GB	0	0	0
		FATA	0	0	0
		TOTAL	0	3	3
	208 Water & Power Development Authority, Lahore.	ISLAMABAD	2	4	6
		PUNJAB	118	523	641
		SINDH R	22	41	63
		SINDH U	30	51	81
		KP	26	128	154
		BALUCHISTAN	5	23	28
		AJ&K	6	18	24
		GB	1	0	1
		FATA	1	1	2
		TOTAL	211	789	1000
		SUB.TOTAL	211	792	1003
Prime Minister's Office (Public)	209 National Disaster Management Authority, Islamabad.	ISLAMABAD	1	0	1
		PUNJAB	3	2	5
		SINDH R	0	0	0
		SINDH U	0	0	0
		KP	0	0	0
		BALUCHISTAN	0	0	0
		AJ&K	0	0	0
		GB	0	0	0
		FATA	0	0	0
		TOTAL	4	2	6
		GRAND TOTAL	6832	13047	19879

TABLE-10
COMPARISON OF SANCTIONED POSTS SINCE 2010-11 TO 2019-20

YEARS	BS 17-22	BS 1-16	TOTAL	% CHANGE
2010-11	69800	355469	425269	3.48
2011-12	72510	357008	429518	1.00
2012-13	72569	371604	444173	3.41
2013-14	73476	376862	450338	1.39
2014-15	76664	370471	447135	-0.71
2015-16	77868	377783	455651	1.90
2016-17	76544	412123	488667	7.25
2017-18	76676	415888	492564	0.80
2018-19	80346	434828	515174	4.59
2019-20	75957	445334	521291	1.19

TABLE-11**COMPARISON OF ACTUAL WORKING STRENGTH OF EMPLOYEES SINCE 2010-11 TO 2019-20**

YEARS	BS 17-22	BS 1-16	TOTAL	% CHANGE
2010-11	66631	302654	369285	5.53
2011-12	68449	307248	375697	1.74
2012-13	67642	312509	380151	1.19
2013-14	66910	319029	385939	1.52
2014-15	69783	308058	377841	-2.10
2015-16	70145	304953	375098	-0.73
2016-17	68497	327556	396053	5.59
2017-18	67842	329645	397487	0.36
2018-19	68459	330806	399265	0.45
2019-20	63154	326143	389297	-2.50

TABLE-12
COMPARISON OF OVERALL EMPLOYEES SINCE 2010-11 TO 2019-20

YEARS	TOTAL		INCREASE / DECREASE		% CHANGE	
	SANCTIONED	ACTUAL	SANCTIONED	ACTUAL	SANCTIONED	ACTUAL
2010-11	425269	369285	14321	19361	3.48	5.53
2011-12	429518	375697	4249	6412	1.00	1.74
2012-13	444173	380151	14655	4454	3.41	1.19
2013-14	450338	385939	6165	5788	1.39	1.52
2014-15	447135	377841	-3203	-8098	-0.71	-2.10
2015-16	455651	375098	8516	-2743	1.90	-0.73
2016-17	488667	396053	33016	20955	7.25	5.59
2017-18	492564	397487	3897	1434	0.80	0.36
2018-19	515174	399265	22610	1778	4.59	0.45
2019-20	521291	389297	6117	-9968	1.19	-2.50

TABLE-13

NON-MUSLIM EMPLOYEES WORKING IN AUTONOMOUS ORGANIZATIONS

DIVISION	CORPORATION / BODY	Christian	Ahmadi	Hindu Caste	Hindu Non Caste	Sikh	Others	Total
Aviation	1 Civil Aviation Authority, Karachi.	695	2	0	133	0	0	830
	2 Pakistan International Airline, Karachi.	164	8	0	64	0	0	236
	Total	859	10	0	197	0	0	1066
Cabinet	3 Abandoned Properties Organization (APO), Islamabad, Karachi.	0	0	0	0	0	0	0
	4 Frequency Allocation Board, Islamabad.	3	0	0	0	0	0	3
	5 National Electric Power Regulatory Authority, Islamabad.	7	0	0	0	0	0	7
	6 Oil and Gas Regulatory Authority, Islamabad.	2	0	4	0	0	0	6
	7 Pakistan Study Centre, University of Sindh, Jamshoro.	1	0	2	0	0	0	3
	8 Pakistan Telecommunication Authority, Islamabad.	10	0	0	0	0	0	10
	9 Pakistan Tourism Development Corporation, Rawalpindi, Lahore, Islamabad.	15	0	0	0	0	0	15
	10 Printing Corporation of Pakistan (Pvt.) Ltd., Islamabad.	17	1	0	0	0	0	18
	11 Public Procurement Regulatory Authority, Islamabad.	0	0	0	0	0	0	0
	Total	55	1	6	0	0	0	62
Commerce	12 Intellectual Property Organization of Pakistan (The Patent Office + Trade Marks Registry + Central Copy Right Office), Islamabad.	4	0	0	0	0	0	4
	13 National Insurance Company Limited, Karachi.	8	0	1	0	0	0	9
	14 National Tariff Commission, Islamabad.	3	0	0	0	0	0	3
	15 Pakistan Horticulture Development and Export Company, Islamabad.	0	0	0	0	0	0	0
	16 Pakistan Reinsurance Company Limited, Karachi.	1	0	3	0	0	0	4
	17 Pakistan Tobacco Board, Peshawar.	3	0	0	0	0	0	3
	18 State Life Insurance Corporation of Pakistan, Karachi.	26	18	0	22	1	1	68
	19 Trading Corporation of Pakistan (Pvt.) Ltd., Karachi.	10	3	0	2	0	0	15
	Total	55	21	4	24	1	1	106
	Communications	20 National Highway Authority, Islamabad.	20	0	0	8	0	0
Climate Change	21 Global Change Impact Studies Centre, Islamabad.	1	12	6	2	0	6	27
Defence Production	22 Heavy Industries Taxila Board, Taxila.	200	2	0	0	0	0	202
	23 Karachi Shipyard & Engineering Works Limited, Karachi.	70	0	9	0	0	0	79
	24 Pakistan Aeronautical Complex Board, Kamra.	77	1	1	0	0	0	79
	25 Pakistan Ordnance Factories Board, Wah Cantt.	388	43	0	1	0	0	432
	Total	735	46	10	1	0	0	792
Establishment	26 Civil Services Academy, Lahore.	38	0	0	0	0	0	38
	27 Federal Employees Benevolent & Group Insurance Funds, Islamabad.	1	0	1	0	0	0	2

Housing & Works	87	Federal Government Employees Housing Foundation, Islamabad.	6	0	0	0	0	0	6
	88	National Construction Limited, Islamabad.	1	0	0	0	0	0	1
	89	Pakistan Housing Authority Foundation, Islamabad.	7	0	1	0	0	0	8
		Total	14	0	1	0	0	0	15
Human Rights	90	National Commission for Human Rights, Islamabad.	0	1	0	0	0	0	1
	91	National Commission on the Status of Women, Islamabad.	2	0	0	0	0	0	2
	92	National Trust for the Disabled, Islamabad.	0	0	0	0	0	0	0
		Total	2	1	0	0	0	0	3
Industries & Production	93	Engineering Development Board, Islamabad.	4	0	0	1	0	0	5
	94	Export Processing Zones Authority, Karachi.	33	0	0	6	0	0	39
	95	National Fertilizer Corporation of Pakistan (Pvt.) Limited, (Over all Pakistan).	34	0	0	0	0	0	34
	96	National Fertilizer Marketing Limited, Lahore.	0	0	0	0	0	0	0
	97	National Productivity Organization, Islamabad.	1	0	0	0	0	0	1
	98	Pakistan Industrial Technical Assistance Centre, Lahore.	6	0	0	0	0	0	6
	99	Pakistan Institute of Management, Karachi.	9	0	2	0	0	0	11
	100	Small and Medium Enterprise Development Authority, Lahore.	1	0	1	0	0	0	2
	101	Utility Stores Corporation of Pakistan (Pvt.) Limited, Islamabad.	29	0	20	0	0	0	49
	102	Enar Petrotech Services (Pvt.) Limited, Karachi.	2	0	0	0	0	0	2
	103	Pakistan Gems & Jewellery Development Company, Karachi.	2	0	0	2	0	0	4
	104	Pakistan Industrial Development Corporation (Pvt.) Limited, Karachi.	2	0	0	0	0	0	2
	105	Pakistan Steel Mills, Karachi.	249	1	115	0	0	0	365
	106	State Engineering Corporation, (Over all Pakistan).	0	0	0	0	0	0	0
	Total	372	1	138	9	0	0	520	
Information & Broadcasting	107	Associated Press of Pakistan Corporation, Islamabad.	21	0	1	1	0	0	23
	108	Institute of Regional Studies, Islamabad.	4	0	0	0	0	0	4
	109	Pakistan Broadcasting Corporation, Islamabad.	55	1	22	0	2	0	80
	110	Pakistan Television Corporation Limited, Islamabad.	109	12	12	0	0	0	133
	111	Pakistan Electronic Media Regulatory Authority , Islamabad.	13	0	10	0	0	0	23
	112	Press Council of Pakistan, Islamabad.	0	0	0	0	0	0	0
	Total	202	13	45	1	2	0	263	
Information Technology and Telecommunications	113	IGNITE (National Technology Fund), Islamabad.	0	0	0	0	0	0	0
	114	National Telecommunication Corporation, Islamabad.	38	2	6	0	0	0	46

	115	Pakistan Telecommunication Employees Trust, Islamabad.	0	0	0	0	0	0	0	0
	116	Pakistan Software Export Board, Islamabad.	1	0	0	0	0	0	0	1
	117	Special Communication Organization, Rawalpindi.	4	0	0	0	0	0	0	4
	118	Telecom Foundation, Islamabad.	0	0	0	0	0	0	0	0
	119	Telephone Industries of Pakistan, Haripur.	1	0	0	0	0	0	0	1
	120	Virtual University of Pakistan, Lahore.	21	0	0	0	0	0	0	21
		Total	65	2	6	0	0	0	0	73
Inter Provincial Coordination	121	Pakistan Cricket Board, Lahore.	0	0	0	0	0	0	0	0
	122	Pakistan Sports Board, Islamabad.	35	0	2	0	0	0	0	37
	123	Pakistan Veterinary Medical Council, Islamabad.	2	0	0	0	0	0	0	2
		Total	37	0	2	0	0	0	0	39
Interior	124	Capital Development Authority, Islamabad.	0	0	0	0	0	0	0	0
	125	National Database and Registration Authority, Islamabad.	228	7	60	0	0	11		306
	126	National Police Academy, Islamabad.	5	0	0	0	0	0	0	5
	127	National Police Foundation, Islamabad.	3	0	0	0	0	0	0	3
	128	National Counter Terrorism Authority, Islamabad.	11	0	0	0	0	0	0	11
			Total	247	7	60	0	0	11	
Kashmir Affairs & Gilgit Baltistan	129	Northern Areas Transport Corporation (NATCO), Gilgit Baltistan.	0	0	0	0	0	0	0	0
Law and Justice	130	Banking Mohtasib Pakistan, Karachi.	2	0	1	0	0	0	0	3
	131	Federal Judicial Academy, Islamabad.	5	0	0	0	0	0	0	5
		Total	7	0	1	0	0	0	0	8
Maritime Affairs	132	Directorate of Seamen's Welfare & Seamen's Hostel, Karachi.	0	0	1	0	0	0	0	1
	133	Gwadar Port Authority, Gwadar.	0	0	0	0	0	0	0	0
	134	Karachi Port Trust, Karachi.	90	3	63	1	0	2		159
	135	Korangi Fisheries Harbour Authority, Karachi.	0	0	0	0	0	0	0	0
	136	Pakistan Marine Academy, Karachi.	2	0	0	13	0	0		15
	137	Pakistan National Shipping Corporation, Karachi.	1	0	2	0	0	0		3
	138	Port Qasim Authority, Karachi.	27	0	9	0	0	0		36
			Total	120	3	75	14	0	2	
National Food	139	Fisheries Development Board, Islamabad.	0	0	0	0	0	0	0	0
Security and Research	140	Livestock and Dairy Development Board, Islamabad.	1	0	0	0	0	0	0	1

	197	Pakistan Museum of Natural History, Islamabad.	6	0	0	0	0	0	6
	198	Pakistan National Accreditation Council, Islamabad.	1	0	0	0	0	0	1
	199	Pakistan Science Foundation, Islamabad.	5	1	0	0	0	0	6
	200	Pakistan Scientific and Technological Information Centre, Islamabad.	4	1	1	0	0	0	6
	201	Pakistan Standards & Quality Control Authority, Karachi.	10	0	0	9	0	0	19
	202	STEDEC Technology Commercialization Corporation of Pakistan (Pvt.) Limited, Lahore.	1	0	0	0	0	0	1
		Total	287	4	20	11	0	0	322
States & Frontier Regions	203	Cadet College, Razmak (NWA).	0	0	0	0	0	0	0
Textile	204	National Textile University, Faisalabad.	17	0	2	0	0	0	19
	205	National Textile University, Karachi.	0	0	0	0	0	0	0
	206	Pakistan Cotton Standards Institute, Karachi.	1	0	0	0	0	0	1
		Total	18	0	2	0	0	0	20
Water Resources	207	Indus River System Authority, Islamabad.	3	0	0	0	0	0	3
	208	Water & Power Development Authority, Lahore.	573	11	0	53	1	3	641
		Total	576	11	0	53	1	3	644
Prime Minister's Office (Public)	209	National Disaster Management Authority, Islamabad.	0	0	0	1	0	0	1
Grand Total			6258	277	900	531	26	41	8033

TABLE-14

SANCTIONED POSTS OF MP-I, MP-II & MP-III SCALES IN AUTONOMOUS / SEMI-AUTONOMOUS BODIES / CORPORATIONS UNDER THE FEDERAL GOVERNMENT

Division	Corporations / Bodies	MP-I	MP-II	MP-III	Total
Cabinet	National Electric Power Regulatory Authority	5	0	0	5
	Oil and Gas Regulatory Authority	4	0	0	4
	Pakistan Telecommunication Authority	1	2	0	3
Climate Change	Global Change Impact Studies Centre	1	0	0	1
Commerce	Intellectual Property Organization of Pakistan	1	0	0	1
	National Tariff Commission	5	0	0	5
Establishment	National Institute of Management	0	1	0	1
	National School of Public Policy	12	5	0	17
Federal Education and Professional Training	Higher Education Commission	2	4	5	11
	National Book Foundation	0	1	0	1
Finance	Competition Commission of Pakistan	7	0	0	7
Foreign Affairs	Institute of Strategic Studies	1	0	0	1
Human Rights	National Commission on the Status of Women	1	0	0	1
Industries & Production	National Fertilizer Corporation of Pakistan (Pvt.) Limited	1	0	0	1
	National Productivity Organization	1	0	0	1
	Pakistan Industrial Development Corporation	1	0	0	1
	Pakistan Institute of Management	1	0	3	4
	State Engineering Corporation	1	0	0	1
	Utility Stores Corporation of Pakistan (Pvt.) Limited	1	0	0	1
Information & Broadcasting	Associated Press of Pakistan Corporation	0	1	0	1
	Institute of Regional Studies	0	0	0	0
Information Technology & Telecommunications	National Telecommunication Corporation	1	0	0	1
	Pakistan Software Export Board	1	0	0	1

Maritime Affairs	Korangi Fisheries Harbour Authority	0	1	0	1
National Food Security and Research	Pakistan Agricultural Research Council	1	0	0	1
Petroleum	Pakistan Mineral Development Corporation	0	1	0	1
Planning Development & Reform	Pakistan Institute of Development Economics	1	0	0	1
Science & Technology	National University of Science & Technology	0	0	0	0
Water Resources	Water & Power Development Authority	1	0	0	1
	Grand Total	51	16	8	75

TABLE-15

ACTUAL WORKING STRENGTH OF MP-I, MP-II & MP-III SCALES IN AUTONOMOUS / SEMI-AUTONOMOUS BODIES / CORPORATIONS UNDER THE FEDERAL GOVERNMENT

Division	Corporations / Bodies	MP-I	MP-II	MP-III	Total
Cabinet	National Electric Power Regulatory Authority	5	0	0	5
	Oil and Gas Regulatory Authority	3	0	0	3
	Pakistan Telecommunication Authority	1	2	0	3
Climate Change	Global Change Impact Studies Centre	0	0	0	0
Commerce	Intellectual Property Organization of Pakistan	1	0	0	1
	National Tariff Commission	4	0	0	4
Establishment	National Institute of Management	0	1	0	1
	National School of Public Policy	3	0	0	3
Federal Education and Professional Training	Higher Education Commission	1	2	3	6
	National Book Foundation	0	1	0	1
Finance	Competition Commission of Pakistan	5	0	0	5
Foreign Affairs	Institute of Strategic Studies	1	0	0	1
Human Rights	National Commission on the Status of Women	1	0	0	1
Industries & Production	National Fertilizer Corporation of Pakistan (Pvt.) Limited	1	0	0	1
	National Productivity Organization	1	0	0	1
	Pakistan Industrial Development Corporation	1	0	0	1
	Pakistan Institute of Management	1	0	3	4
	State Engineering Corporation	1	0	0	1
	Utility Stores Corporation of Pakistan (Pvt.) Limited	1	0	0	1
Information & Broadcasting	Associated Press of Pakistan Corporation	0	1	0	1
	Institute of Regional Studies	1	0	0	1
Information Technology & Telecommunications	National Telecommunication Corporation	1	0	0	1
	Pakistan Software Export Board	0	0	0	0

Maritime Affairs	Korangi Fisheries Harbour Authority	0	0	0	0
National Food Security and Research	Pakistan Agricultural Research Council	0	0	0	0
Petroleum	Pakistan Mineral Development Corporation	0	0	0	0
Planning Development & Reform	Pakistan Institute of Development Economics	0	0	0	0
Science & Technology	National University of Science & Technology	0	2	1	3
Water Resources	Water & Power Development Authority	1	0	0	1
	Grand Total	34	9	7	50